

**Ploszajski Lynch
Consulting Ltd.**



**Folkestone and Hythe District
Council**

Playing Pitch Strategy

June 2018

CONTENTS

1	INTRODUCTION	1
2	ASSESSING PITCH NEEDS	3
3	THE LOCAL CONTEXT	8
4	STRATEGIC INFLUENCES	17
5	FOOTBALL NEEDS	21
6	CRICKET NEEDS	58
7	RUGBY UNION NEEDS	77
8	HOCKEY NEEDS	89
9	APPLYING AND REVIEWING THE STRATEGY	102
	APPENDIX PLAYING PITCH NEW DEVELOPMENT CALCULATOR	107

1 INTRODUCTION

1.1 Introduction

Ploszajski Lynch Consulting Ltd. (PLC) was commissioned by Shepway District Council to produce a Playing Pitch Strategy (PPS) for the district. This is part of a wider assessment of sport and leisure provision in the district which also includes a Sports Facilities Strategy.

Shepway District Council changed its name on 1 April 2018 to Folkestone and Hythe District Council. Given this, reference is made to FHDC, Folkestone and Hythe District Council and Folkestone and Hythe district in the subsequent sections of this report, except where referencing the titles of published documents or quoting from documents.

This PPS is being prepared at a time when national planning policy is changing. A draft revised National Planning Policy Framework (NPPF) has recently been consulted on (*National Planning Policy Framework - Draft text for consultation*), Ministry of Housing, Communities and Local Government (March 2018) and the government is anticipated to publish a final version in summer 2018. The draft NPPF does not materially alter the policies quoted in this document, but it should be noted that the specific wording and paragraph numbers of the NPPF policies quoted in the sections below are likely to change when the final version of the NPPF is published.

1.2 The aim and objectives of the strategy

1.2.1 Aim

The aim of the PPS is to undertake an assessment of playing pitches and the future need for provision, driven by increased population and to identify any gaps in the existing network of provision.

1.2.2 Objectives

The objectives of the PPS are as follows:

- The preparation of the strategy will enable FHDC and other local providers to shape their future playing pitch offer. This may comprise direct provision by the council and that undertaken by education, voluntary, community and private sectors. The strategy will also inform site-specific and wider policies within the emerging Core Strategy Review.
- The strategy will underpin the contribution that sport can make in support of the health and well-being objectives in FHDC's Corporate Plan and priority objectives. It will also help provide a rationale for other local and wider stakeholders to plan for current and future needs.
- The development of the strategy is an opportunity to set out a strategic vision for future provision of playing pitches, based on robust evidence and a needs assessment. This will guide and inform future investment and partnerships, influence the Local Plan and Core Strategy (partial) review, future-proof and increase participation opportunities to 2037 and beyond.

1.3 The scope of the strategy

1.3.1 The sports

The sports included in the Strategy are:

- Football.
- Cricket.
- Rugby Union.
- Hockey.

1.4 Strategy format

The structure of the Strategy document is as follows:

- Assessing playing pitch needs in Folkestone and Hythe and district.
- The local context.
- Strategic influences.
- Football needs.
- Cricket needs.
- Rugby needs.
- Hockey needs.
- Applying and reviewing the strategy.

2 ASSESSING PLAYING PITCH NEEDS IN FOLKESTONE AND HYTHE DISTRICT

2.1 Introduction

This section explains the basis upon which the current playing pitch needs in Folkestone and Hythe district have been identified, along with the approach for identifying the additional provision that will be needed as a result of population growth.

2.2 The study methodology

The methodology for the study follows the *'Playing Pitch Strategy Guidance'* (2013) approach to playing pitch assessments, developed by Sport England. The process involves five stages and ten steps as follows:

- **Stage A** - Prepare and tailor the approach (Step 1).
- **Stage B** - Gather information on the supply of and demand for provision (Steps 2 and 3).
- **Stage C** - Assess the supply and demand information and views (Steps 4, 5 and 6).
- **Stage D** - Develop the strategy (Steps 7 and 8).
- **Stage E** - Deliver the strategy and keep it robust and up-to-date (Steps 9 and 10).

2.3 Assessing current needs

To assess whether the current provision is adequate to meet existing demand an understanding of the situation at all sites available to the community needs to be developed. This is achieved by providing a brief overview for each site, which comprises:

- A comparison between the carrying capacity of a site and how much demand currently takes place there. The carrying capacity of a site is defined as the amount of play it can regularly accommodate over an appropriate period of time without adversely affecting its quality and use. Demand is defined in terms of the number of 'match equivalent sessions' at each site.
- An indication of the extent to which pitches and related facilities are being used during their respective peak periods.
- The key issues with and views on the provision at a site and its use.
- The site overviews identify the extent to which pitches are
 - Being overplayed - where use exceeds the carrying capacity.
 - Being played to the level the site can sustain - where use matches the carrying capacity.

- Potentially able to accommodate some additional play - where use falls below the carrying capacity.

The situation at individual sites can then be aggregated to identify the position at a wider geographical area, to identify the potential for excess demand at some sites to be accommodated by excess supply at others in the locality. Other factors can also be assessed such as:

- Any demand being accommodated on sites with unsecured community access.
- The impact of latent or displaced demand.
- The situation at priority sites.

This analysis then enables an assessment to be made of the adequacy of existing pitch and related facility provision.

2.4 Assessing future needs

2.4.1 Assessment methodology

The methodology applied to assess the additional future needs for pitches and related facilities arising from population growth also involves the approach advocated in Sport England's PPS guidance, namely:

- Establishing projected population change.
- Analysing sports development proposals and participation trends.
- Considering existing deficiencies or spare capacity.
- Taking account of any forthcoming changes to facility supply.

2.4.2 Assessed demand parameters

Analysis of the above factors influencing the future supply and demand for playing pitches in the district has led to the following conclusions, which are reflected in the subsequent assessment of future needs:

- **Population change:** FHDC's '*Strategic Housing Market Assessment*' (2016) generated a projected population of 126,505 for Folkestone and Hythe district by 2037, based on a combination of demographic change and net migration. This will represent an increase of 18,536 people, or 17.2% over the 2011 census figure. These figures have been applied as the basis for determining the impact of population growth within the plan period.
- **Participation trends:** According to Sport England's '*Active People*' survey, participation at a national level in all the pitch sports has remained static or fallen in the period since 2005, in some cases by quite significant margins. This means that future increases in participation in the pitch sports cannot be assumed based upon historic trends and have therefore not been factored in to projected needs.

- **Sports development initiatives:** A limited range of sports development initiatives is delivered in Folkestone and Hythe district involving the pitch sports. There are no firm proposals to expand or amend the current programmes and an increase in participation directly attributable to these activities has therefore not been factored in to projected future needs.
- **Changes in supply:** Any known proposed gains or losses in pitches and related facilities provision will influence the ability to accommodate the additional demand arising from the increased population and this has been included in the capacity assessments.

2.5 Delivering future needs

2.5.1 Process

To identify the most appropriate way to meet the additional pitch and related facilities needs arising from population growth, four sequential questions were addressed:

- **Existing deficiency or spare capacity:** To what extent do existing pitches and related facilities have any current shortfalls or any over-supply?
- **Additional needs:** What additional needs will arise from population growth?
- **Accommodating needs:** Which needs can be met in whole or part by spare capacity in existing pitches and related facilities and which will need to be met in whole or part by new provision?
- **Extra pitches:** What extra pitches and related facilities of each type are required to provide for the residual unmet demand?

2.5.2 Methodology

The methodology provides quantified answers to the above questions as follows:

- **Current provision:** The adequacy of current provision and any existing spare capacity was assessed using Sport England's approved methodology, adapted where appropriate to assess informal demand and facilities.
- **Additional needs:** Additional needs were calculated by identifying the existing Team Generation Rates in the district, to identify the number of people that are currently required to form a team of various types in each of the pitch sports. These figures have then been applied to the projected population increases, to calculate the gross additional team and related pitch needs arising from an extra 18,536 people.
- **Net requirements:** The net requirement for additional provision was calculated by comparing the extra required capacity to the current spare capacity where appropriate, to identify the difference.
- **Location of provision:** The location of additional pitch and related facilities needs was established by comparing the respective levels of projected population growth in each part of the district.

2.6 Sources of information

2.6.1 Consultation

Information was gathered from a wide range of consultees including:

- **Sport England:** Guidance on the assessment methodology.
- **Folkestone and Hythe District Council:** Consultation with officers from Planning and Grounds Maintenance on their respective areas of responsibility.
- **Shepway Leisure:** Consultation with the Trust on the management and use of one of the key pitch hub sites in the district.
- **Kent Sport:** Information on local and wider strategic priorities.
- **Neighbouring local authorities:** Information on their playing pitch assessments and the impact of any cross-border issues.
- **Governing bodies of sport:** Information on local and wider strategic priorities and local supply and demand information.
- **Individual pitch sports clubs:** Information on playing pitch usage patterns, current and future needs and opinions on quality.
- **Town and parish Councils:** Information on the quantity and quality of pitches that they provide.
- **Schools:** Information on playing pitch needs and aspirations and attitudes towards community use.
- **General community survey:** An in-street interview survey was conducted with a representative cross-section of 400 Folkestone and Hythe district residents, involving both users and non-users of playing pitches, to gather perspectives and opinions on local provision.

2.7 The criteria assessed

2.7.1 Quantity

The number of pitches and related facilities was established and cross checked against other sources provided by local stakeholders and consultees.

2.7.2 Quality

The quality of playing pitches was assessed by visiting every pitch in the district during the respective playing seasons and assessing quality criteria using the recognised non-technical visual assessment criteria. The ratings for each aspect of each pitch were checked and challenged via the clubs' survey and stakeholder consultation and amended where necessary.

2.7.3 Accessibility

The accessibility of pitches, in particular the extent of secured community use and pricing was assessed, to identify any barriers to use that might impact on the capacity of local provision.

2.7.4 Access

The geographical spread of each type of pitch was mapped, the extent of catchment coverage was then determined and any gaps established.

2.7.5 Strategic priority

The assessment of need and priorities for provision was identified by the governing bodies of the respective pitch sports.

2.7.6 Used capacity

The used capacity of existing pitches at each site was assessed using a bespoke supply-demand spreadsheet.

2.8 Summary

Assessing playing pitch needs in Folkestone and Hythe district using the approach advocated by Sport England in its *Playing Pitch Strategy Guidance* (2013) has ensured that the exercise is both robust and evidence-based and as a result complies with the provisions of the Government's National Planning Policy Framework (NPPF) and Planning Practice Guidance (PPG).

3 THE LOCAL CONTEXT

Key findings:

- **Overall sports participation rates:** Sports participation rates in Folkestone and Hythe district are below the respective county and regional averages. This reflects the relatively elderly age structure.
- **Geographical variations in participation:** There are significant differences in sports participation between the southern (where rates are lower) and northern (where rates are higher) parts of the district, which will impact upon demand patterns.
- **Population growth:** The district's population is projected to increase by 18,536 people by 2037. A significant proportion of this growth will be accommodated in the Otterpool Park Garden Town and the expansion of Sellindge. This will create significant additional demand for sports facilities.
- **Playing pitch supply:** Pitches are provided by a mosaic of owners and operators from the public and voluntary sectors, which highlights the need for and benefits of a strategic approach to co-ordinating provision.

3.1 Introduction

This section identifies the context within which playing pitch provision is made in Folkestone and Hythe district.

3.2 Background

Folkestone and Hythe is a coastal district in south-east Kent. Chiefly rural in nature, the district covers approximately 363 sq. km (140 sq. miles) and stretches from the East Sussex border (near Rye) in the south-west, across the low-lying Romney Marsh, through to Folkestone and the escarpment and hills of the Kent Downs in the north. The settlements and districts of Ashford, Dover and Canterbury adjoin Folkestone and Hythe. Folkestone is the primary town, accounting for just under half of Folkestone and Hythe's 108,000 population (2011 census).

The district is well served with national and international transport links via the rail network and the M20, with central London less than one hour's travel time by train. With these improved communications, functional connections with settlements outside but close to the district can be as important as the relationships between places within Folkestone and Hythe. The 'Local Plan Core Strategy' (2013) notes that 'some northern Folkestone and Hythe villages may have more functional links with Canterbury than Folkestone/Hythe, and Ashford influences places in western Folkestone and Hythe'.

3.3 Sub-areas

Three district character areas are identified in the Core Strategy, to help interpret the sustainable development needs within a large and varied district and in particular as a tool to more clearly articulate strategic proposals in context.

3.3.1 The Urban Area

Folkestone and Hythe is a physically continuous built-up area by virtue of the connecting coastal neighbourhoods of Sandgate and Seabrook and this is defined as the Urban Area for Folkestone and Hythe. The urban area is bound by the sea to the south and escarpment to the north.

3.3.2 The North Downs

The north of Folkestone and Hythe is predominantly but not exclusively designated as part of the wider Kent Downs Area of Outstanding Natural Beauty (AONB). This is centred on traditional villages such as Elham and Lyminge and encompasses the large settlement of Hawkinge. The North Downs area includes a rural area near Hythe which lies outside the national landscape designation. This area is bordered by Ashford District to the west and the AONB on the other sides.

3.3.3 Romney Marsh

The south and east of the district is the distinctive area of countryside collectively known as Romney Marsh. Within this lie New Romney and Lydd, other coastal communities, small inland villages and the Dungeness peninsula.

3.4 Population

3.4.1 Current population

The 2011 census measured the population of Folkestone and Hythe district as 107,969. According to Kent County Council's *'Business Intelligence Statistical Bulletin'* (2017) the population of the district increased to 111,200 by the middle of 2016, an increase of 3,231 (3.0%).

3.4.2 Age structure

Folkestone and Hythe district has a relatively elderly age structure, with a mean age of 42 compared with the Kent average of 40.

3.4.3 Ethnicity

Folkestone and Hythe's population is comparatively ethnically homogeneous with 96.4% of residents classifying themselves as White.

3.4.4 Population growth

FHDC's *'Strategic Housing Market Assessment'* (2016) generated a projected population of 126,505 for Folkestone and Hythe by 2037, based on a combination of demographic change and net migration. This will represent an increase of 18,536 people, or 17.2% over the 2011 census figure.

3.5 Deprivation

According to the Government's 2015 Indices of Multiple Deprivation, Folkestone and Hythe district ranks 113th out of 326 English local authorities in terms of overall deprivation. However, this overall rating hides some local inequalities, with four (out of 67) Lower Super Output Areas (LSOAs) in the district ranked amongst the 10% poorest in England. Folkestone Harbour and Folkestone Harvey Central LSOAs ranked in the poorest 2% in the country. Public Health England estimates that 4,100 children (22.0%) in the district live in poverty.

3.6 Health

Local health indices are recorded in Public Health England's *Health Profile for Folkestone and Hythe* (2017). These show that in general the health of people in Folkestone and Hythe district is better than in England as a whole:

- Life expectancy at birth is lower than the national averages by 0.3 years for men, but higher by 0.1 years for women. Life expectancy is 6.7 years lower for men and 3.5 years lower for women in the most deprived areas of Folkestone and Hythe than in the least deprived areas.
- 20.6% of year 6 children in Folkestone and Hythe district are obese, compared with a national average of 19.8%.
- 64.4% of adults in the district are overweight or obese, compared with a national average of 64.8%.

3.7 'Active People' survey

Sport England's *'Active People'* survey has identified the following key measures of adult (16+) participation in sport and physical activity in Folkestone and Hythe district:

3.7.1 Overall participation

Overall rates of regular adult participation in sport and physical activity (at least one session of 30 minutes of moderate intensity exercise per week) in Folkestone and Hythe district in 2016 were 33.0%, which is well below the Kent average of 35.4% and the 38.3% figure for the south-east as a whole.

3.7.2 Volunteering

The percentage of the population volunteering to support sport for at least one hour a week in Folkestone and Hythe district is 13.1% which is below both the south-east average of 13.6%, but above the national average of 12.6%.

3.7.3 Club membership

The percentage of the population belonging to a sports club in Folkestone and Hythe district is 20.5% significantly below the south-east average of 24.5% and the national average of 22%.

3.7.4 Coaching

The percentage of the Folkestone and Hythe district population receiving sports coaching in the last twelve months was 16.2% in 2016, below the south-east average of 18.1%, but above the England average of 15.6%.

3.7.5 Organised competition

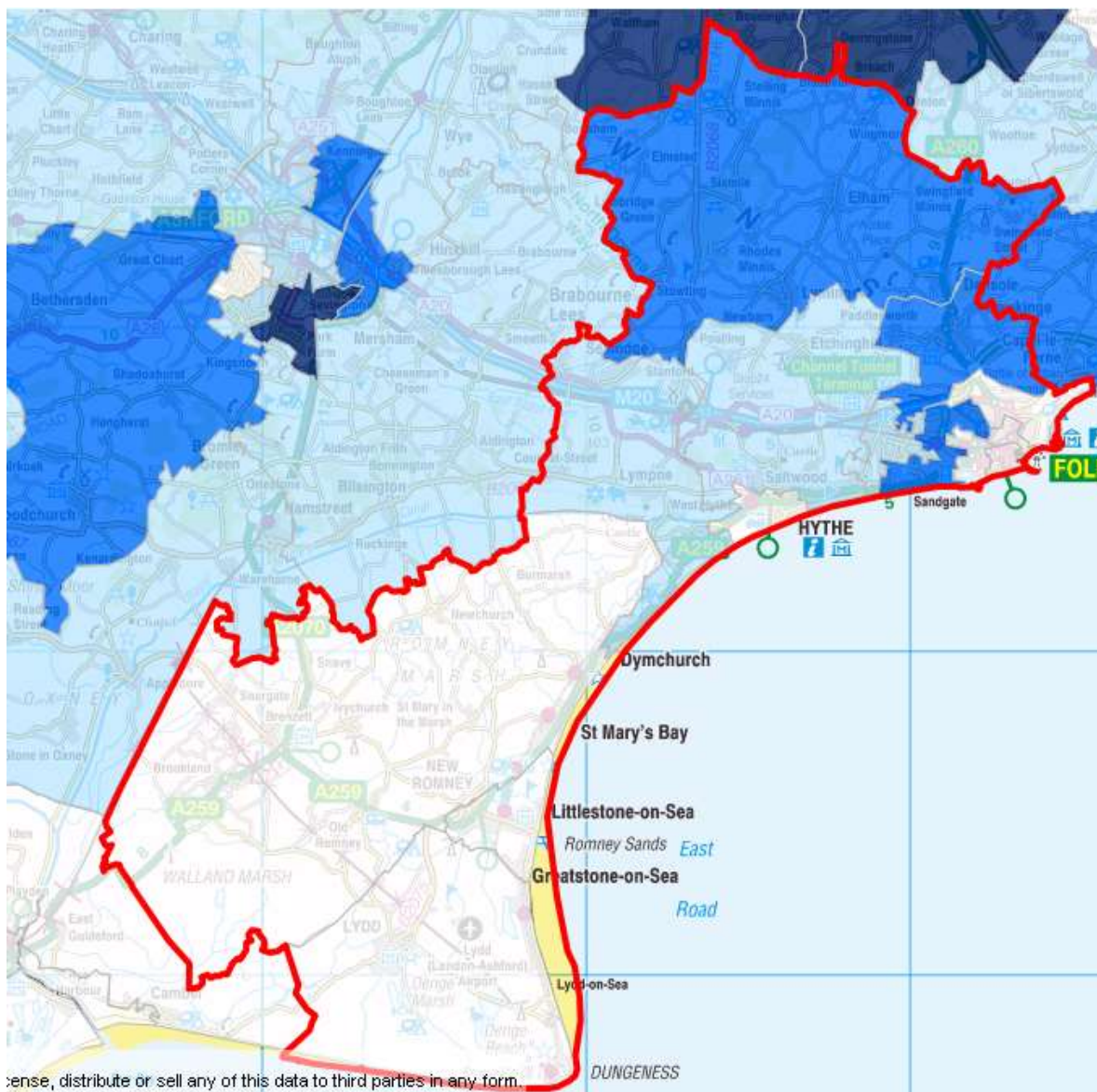
The percentage of the Folkestone and Hythe district population taking part in a sporting competition in the last twelve months was 9.2% in 2016, well below the south-east figure of 15.6% and the national average of 13.3%.

3.7.6 Satisfaction

The percentage of adults who are very or fairly satisfied with sports provision in Folkestone and Hythe district in 2016 was 60.4%, below the south-east figure of 64.6% and the England average of 62.1%.

3.7.7 Geographical variations

Whilst overall rates of participation in the district are relatively low, as the map below identifies, there are large variations at Middle Super Output Area (MSOA) level, with most of Folkestone and all of Romney Marsh in the lowest quartile nationally, with the North Downs area in the upper middle quartile.



do not create, disseminate, distribute or sell any of this data to third parties in any form.

3.8 'Active Lives' survey

In 2017, Sport England replaced the 'Active People' survey with the 'Active Lives' survey, which broadens the definition of engagement in sport and physical activity, with a greater focus on measuring inactivity. The definitions used in the survey are as follows:

- **Sport and physical activity:** This includes bouts of at least 10-minutes of moderate or higher intensity sports activities, walking and cycling for leisure or travel, fitness activities and dance.
- **Active:** The 'Active' population is defined as those doing at least 150 minutes of the above activities per week.
- **Fairly active:** The 'Fairly active' population is defined as those doing at between 30 and 149 minutes of the above activities per week.
- **Inactive:** The 'Inactive' population is defined as those doing at 30 minutes or less of the above activities per week.

The key data for Folkestone and Hythe district, with county, regional and national comparators from the initial survey is set out below:

<i>Area</i>	<i>Active</i>	<i>Fairly active</i>	<i>Inactive</i>
Folkestone and Hythe	57.6%	14.0%	28.5%
Kent	60.3%	14.2%	25.5%
South-east	63.1%	13.6%	23.4%
England	60.6%	13.8%	25.6%

The 'Active Lives' survey also identifies that the proportion of people reaching 150+ minutes of physical activity a week generally decreases with age. People aged 75-84 are half as likely to be active as 16-24 year olds. Half of all inactive people nationally are aged 55+, but they account for just 36% of the adult population.

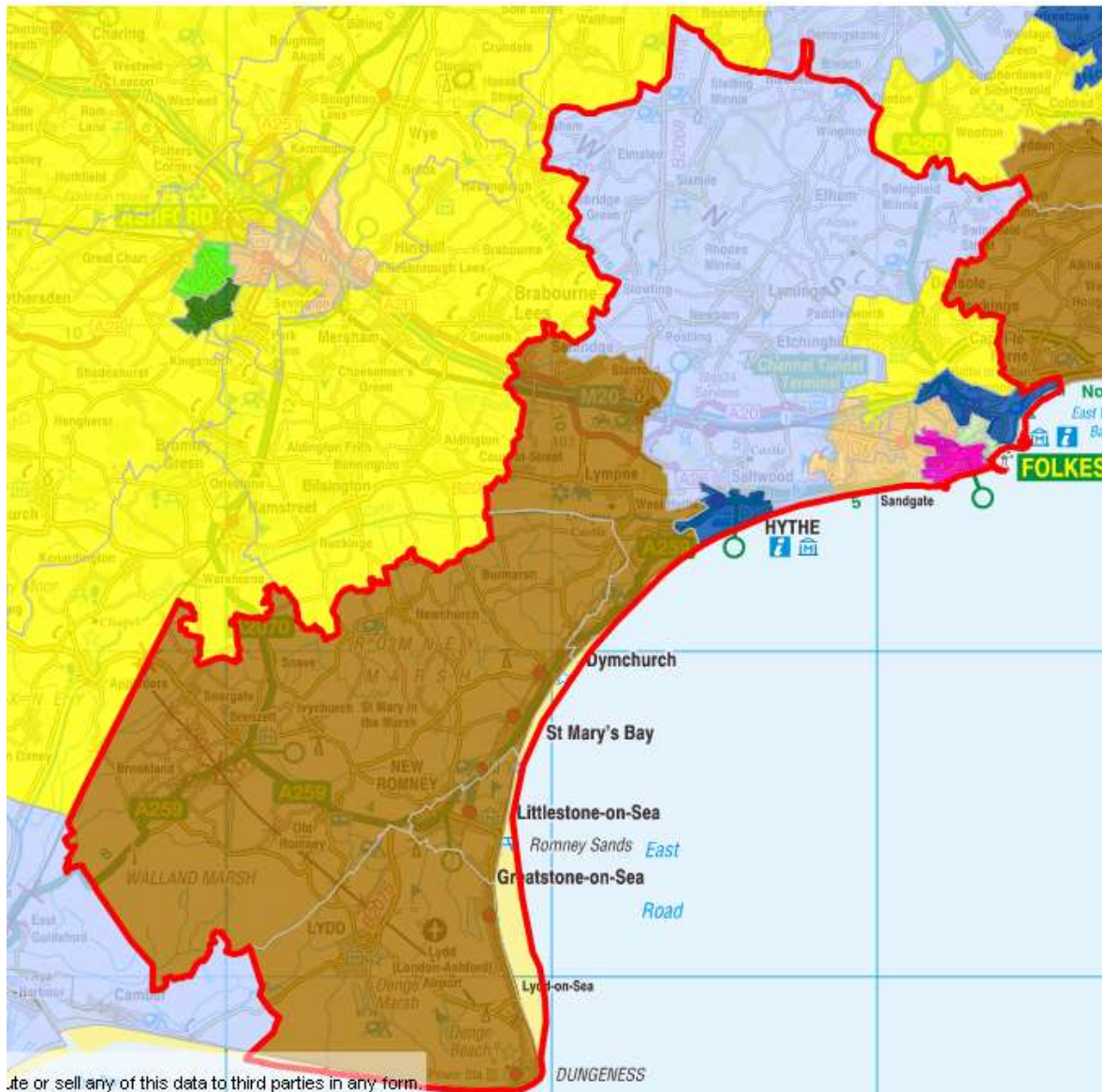
3.9 Market segmentation

Sport England has analysed 19 adult sporting market segments, to better understand specific motivations for sports participation and barriers to doing more sport and physical activity. The data provides a useful way of anticipating demand for individual types of activity, based upon the extent to which each segment is over or under represented in the local population.

Sport England classifies all market segments with more than 7% of the adult population as 'dominant' and their sporting preferences therefore influence facilities demand in the area. The 'dominant' market segments in Folkestone and Hythe district are listed overleaf:

<i>Segment name</i>	<i>Characteristics</i>	<i>Sports that appeal</i>
Settling down males	<ul style="list-style-type: none"> • Age 26-45 • Married • Owner-occupied • Employed full-time • 50% have children • Social class ABC1 • 32% do 3x30 minutes exercise per week • 27% do no exercise 	<ul style="list-style-type: none"> • Canoeing • Skiing • Cricket • Golf • Cycling • Squash • Football
Comfortable mid-life males	<ul style="list-style-type: none"> • Age 36-65 • Married • Owner-occupied • Employed full-time • 50% have children • Social class ABC1 • 26% do 3x30 minutes exercise per week • 39% do no exercise 	<ul style="list-style-type: none"> • Sailing • Gym • Football • Jogging • Badminton • Golf • Cycling • Cricket
Early retirement couples	<ul style="list-style-type: none"> • Age 56-65 • Married • Owner-occupied • Retired/employed full-time • No dependent children • Social class ABC1 • 19% do 3x30 minutes exercise per week • 54% do no exercise 	<ul style="list-style-type: none"> • Swimming • Sailing • Walking • Golf • Aqua aerobics • Shooting • Bowls • Fishing
Retirement home singles	<ul style="list-style-type: none"> • Age 65+ • Single • Owner occupied and council • Retired • No dependent children • Social class DE • 5% do 3x30 minutes exercise per week • 86% do no exercise 	<ul style="list-style-type: none"> • Walking • Bowls • Dancing • Gentle exercise

- **Geographical variations:** The ‘dominant’ market segment in each Middle Super Output Area in Folkestone and Hythe district is mapped overleaf. ‘Early Retirement Couples’ (marked in brown) are the ‘dominant’ segment in the Romney Marsh sub-area, with ‘Comfortable Retirement Couples’ (marked in grey) in the North Downs sub-area and a more complex mix in the Urban sub-area, including ‘Retirement Home Singles’ (marked in dark blue) and ‘Comfortable Mid-Life Males’ (marked in pale brown).



3.10 The local playing pitch supply network

Playing pitch provision in Folkestone and Hythe district comprises a mixed economy involving the public and voluntary sectors. The key providers are as follows:

- **Folkestone and Hythe District Council:** The Council owns and manages playing pitches at four sites in the district.
- **Shepway Leisure:** Shepway Leisure is a company formed by the Cheriton Road Sports Ground Trust to operate the Three Hills Sports Park, which includes a number of pitches.
- **Schools:** Schools are major playing pitch providers in the district, although not all provision is community accessible.
- **Sports clubs:** Voluntary sector sports clubs provide and run a range of playing pitches.

- **Town and parish councils:** Town and parish councils make some pitch provision.
- **The Armed Forces:** A range of pitches are provided at Sir John Moore Barracks, although none are community accessible.

3.11 Local community views on playing pitch provision

3.11.1 Introduction

To establish the views of the local community on playing pitch provision in the district, an in-street interview survey was initiated as part of the PPS evidence-base, involving a demographically representative sample of 400 local residents, including users and non-users of pitches in the district. The survey involved 400 local residents and was conducted at sampling points in Folkestone, Hythe, Hawkinge and New Romney, with the number of respondents at each location reflecting the respective proportions of the district population in each area.

An initial question sifted pitch users past and present (who comprised 62.2% of the sample) from non-users (37.8%) and the subsequent questions reflected these distinctions. The headline findings of the survey are summarised below.

3.11.2 Non-user findings

The non-users' responses included the following key findings:

- **Reasons for non-use:** The most commonly cited reasons for non-use of local pitches were not interested/motivated (30% of respondents) or too busy (26% of respondents). Issues like cost and the quantity or quality of facilities were cited by fewer than 7% of non-users.
- **Awareness of provision:** Almost 50% of non-users felt that they do not know what is in offer, suggesting that more and different styles of promotion of activity programmes involving pitches might have benefits.
- **Former use:** 21% of current non-participants have used playing pitches in Folkestone and Hythe in the past.
- **Future use:** 13% of current non-participants said that football pitches would be important to encourage their future use, 7.5% said cricket pitches, 5.5% rugby pitches and 6.2% hockey pitches.

3.11.3 User findings

The responses from local playing pitch users included the following key findings:

- **Facilities used:** The most frequently used types of pitches locally are football (26% of all users) and cricket (19% of users).
- **Frequency of use:** 30% of local sports participants use playing pitches at least once a month, compared with 35% of health and fitness facilities users, 24% of sports hall users and 15% of village and community hall users.

3.12 The implications for playing pitch provision

The implications of the local context for playing pitch provision in Folkestone and Hythe district are as follows:

- **An elderly population:** The age structure of the district reveals a relatively elderly profile. Rates of sport and physical activity are typically lower amongst older age groups.
- **Population growth:** The district's population is projected to increase by 18,535 people by 2037. This will create significant additional demand for playing pitches.
- **Overall sports participation rates:** General participation rates in sport and physical activity are well below the respective county and regional averages. The 'Active Lives' survey identifies that rates of physical activity typically decline with age, so with a relatively elderly age structure in Folkestone and Hythe district, the local population has a predisposition to lower participation rates.
- **Geographical variations in participation:** Analysis of participation rates at Middle Super Output Area level reveal significant differences between the southern and northern parts of the district, which will impact upon demand patterns.
- **Formal sports:** Rates of club membership, coaching and involvement in formal sport are relatively low locally, which reflects a preference for informal participation rather than formal team sports, including those that use playing pitches.
- **'Dominant' market segments:** Notwithstanding the above, football and cricket feature in the sporting preferences of two of the four 'dominant' market segments in Folkestone and Hythe district.
- **Pitch supply:** Playing pitches are provided by a mosaic of owners and operators from the public and voluntary sectors, which highlights the need for and benefits of a strategic approach to co-ordinating provision.
- **Pitch non-users:** 21% of current non-participants have used pitches in Folkestone and Hythe district in the past and pitch provision features highly in the types of facility likely to attract current non-users the most.

4 STRATEGIC INFLUENCES

Key findings:

- ***Folkestone and Hythe Corporate Plan:*** Promoting healthy lifestyles and providing a new district leisure centre are key priorities.
- ***Folkestone and Hythe Planning policy:*** A robust, evidence-based assessment of sports facilities needs in the district is required to inform planning policy and this SFS will provide this to help ensure good future provision.
- ***National sports policy shifts:*** The move in national sports policy towards prioritising new participants will create a challenge for sport to ensure that the traditional facilities ‘offer’ is sufficiently relevant and attractive to engage a wider participation base, including people who are currently inactive.
- ***Governing body of sport priorities:*** There are no major identified strategic facilities needs or opportunities in Folkestone and Hythe, but some potential to link with funding programmes that might enhance local provision.

4.1 Introduction

This section examines the influence of relevant policies and priorities on playing pitch provision in Folkestone and Hythe district, including the impact of national strategies.

4.2 Folkestone and Hythe District Council's Corporate Plan

The Council's work is guided by *'The Corporate Plan 2017-2020'* (2017). One strategic objective is to 'keep our communities healthy and safe', which is underpinned by the following priorities of relevance to the SFS:

- Promote healthy lifestyles within our communities.
- Provide a new district leisure facility.
- Ensure the best use of our community assets to support community and voluntary sector organisations.

4.3 Folkestone and Hythe District Local Plan

The *'Shepway Core Strategy Local Plan'* (2013) sets out local planning policies and identifies how land is used, determining what will be built where. Adopted local plans provide the framework for development and must be positively prepared, justified, effective and consistent with national policy.

The Core Strategy contains three 'Strategic Needs' one of which is 'the challenge to improve the quality of life and sense of place, vibrancy and social mix in neighbourhoods, particularly where this minimises disparities in Folkestone and Hythe'. This is underpinned by aims including:

- ‘Improve sports facilities and reduce relative disparities in the health of communities’.
- ‘Maintain cohesive neighbourhoods and encourage increased voluntary activity, the retention of viable local community buildings and civic interest in community development’.

4.4 Folkestone and Hythe District Health Inequalities Action Plan

‘Shepway’s Health Inequalities Action Plan’ (2017) underpins the Council’s corporate objective to promote healthy lifestyles, which contains the following material of relevance to the PPS:

- **Aim:** The aim of the Plan is ‘to make healthy choices possible and accessible by removing barriers for participants’.
- **Children and young people:** The objective to give children and young people the best start in life notes that ‘activities such as sport allow children to develop well-rounded skill sets and opportunities should be fostered both by schools and local communities. Extracurricular activities can help to keep children physically active and reduce obesity’.
- **Adults:** The Plan includes an objective to encourage adult to lead more active lives. This notes that the number of sports facilities in Folkestone and Hythe district is below the per capita average for Kent and Medway for sports halls, swimming pools, tennis courts and athletics tracks. The action plan includes a commitment to:
 - Provide more opportunities and support existing opportunities for Folkestone and Hythe district residents to take part in sport and physical activity.
 - Make the most of the facilities in the local community.
 - Using open space to improve health and encourage, physical activity.
 - Support incentives and activities that help build physical activity into their daily lives.

4.5 The Government’s Planning Policies

In March 2012, the Government published the ‘National Planning Policy Framework’ (2012), setting out its economic, environmental and social planning policies for England. Taken together, these policies articulate the Government’s vision of sustainable development, which should be interpreted and applied locally to meet local aspirations. The policies of greatest relevance to pitch provision and retention are as follows:

- **Sustainable development:** ‘The purpose of the planning system is to contribute to the achievement of sustainable development. Sustainable development means development that meets the needs of the present without compromising the ability of future generations to meet their own needs’.
- **Health and well-being:** ‘Local planning authorities should work with public health leads and health organisations to understand and take account of the health status and needs of the local population, including expected future changes, and any information about relevant barriers to improving health and well-being’.

- ***Open space, sports and recreational facilities:*** ‘Access to good quality opportunities for sport and recreation can make an important contribution to the health and well-being of communities. The planning system has a role in helping to create an environment where activities are made easier and public health can be improved. Planning policies should identify specific needs and quantitative or qualitative deficits or surpluses of sports and recreational facilities in the local area. The information gained from this assessment of needs and opportunities should be used to set locally derived standards for the provision of sports and recreational facilities’.
- ‘Existing open space, sports and recreational buildings and land, including playing fields, should not be built on unless:
 - An assessment has been undertaken which has clearly shown the open space, buildings or land to be surplus to requirements; or
 - The need for and benefits of the development clearly outweigh the loss’.

At the time of writing, the government has recently consulted on proposed changes to the National Planning Policy Framework. Although changes are proposed to the paragraphs set out above, the proposals do not substantially alter the approach set out in national policy.

The Government also issued *Planning Practice*’ as an online source of guidance (first published in 2014, with parts updated subsequently) and the following is of particular relevance to sports facilities and playing pitches:

- ***Open space, sport and recreation provision:*** ‘Open space should be taken into account in planning for new development and considering proposals that may affect existing open space. It can provide health and recreation benefits to people living and working nearby’.
 - ‘Authorities and developers may refer to Sport England’s guidance on how to assess the need for sports and recreation facilities’.
 - ‘Local planning authorities are required to consult Sport England in certain cases where development affects the use of land as playing fields. Where there is no requirement to consult, local planning authorities are advised to consult Sport England in cases where development might lead to loss of, or loss of use for sport, of any major sports facility, the creation of a site for one or more playing pitches, artificial lighting of a major outdoor sports facility or a residential development of 300 dwellings or more’.
- ***Health and well-being:*** ‘Local planning authorities should ensure that health and wellbeing, and health infrastructure are considered in local and neighbourhood plans and in planning decision making’.
 - ‘Development proposals should support strong, vibrant and healthy communities and help create healthy living environments which should, where possible, include making physical activity easy to do’.
 - ‘Opportunities for healthy lifestyles must be considered (e.g. planning for an environment that supports people of all ages in making healthy choices, helps to promote active travel and physical activity and promotes high quality open spaces and opportunities for play, sport and recreation).

4.6 The Government's Sports Strategy

The Government's sports strategy '*Sporting Future: A New Strategy for an Active Nation*' (2015) sets the context for a national policy shift. It contains the following material of relevance to pitch provision in Folkestone and Hythe district:

- The Strategy seeks to 'redefine what success looks like in sport' by concentrating on five key outcomes: physical wellbeing, mental wellbeing, individual development, social and community development and economic development.
- The benefit of engaging those groups that typically do little or no activity is immense. Future funding will therefore focus on those people who tend not to take part in sport, including women and girls, disabled people, those in lower socio-economic groups and older people.

4.7 Sport England Strategy

Sport England's strategy '*Towards an Active Nation*' (2016) contains a significant policy shift to encourage more currently inactive people to become active, with a relative move away from support for programmes aimed at existing participants. Elements of particular relevance to pitch provision in Folkestone and Hythe district are as follows:

- More money and resources will be focused on tackling inactivity because this is where the gains for the individual and for society are greatest.
- There will be greater investment in children and young people from the age of five to build positive attitudes to sport and activity as the foundations of an active life.
- Sport England will work with those parts of the sector that serve existing participants to help them identify ways in which they can become more sustainable and self-sufficient.

4.8 The implications for pitch provision

The implications of the key strategic influences on pitch provision in Folkestone and Hythe district are:

- ***Folkestone and Hythe Corporate Plan:*** Promoting healthy lifestyles and providing a new district leisure centre are key priorities.
- ***Folkestone and Hythe Planning policy:*** A robust, evidence-based assessment of playing pitch needs in the district is required to inform planning policy and this PPS provides this.
- ***National sports policy shifts:*** The move in national sports policy towards prioritising new participants will create a challenge for the pitch sports to ensure that their 'offer' is sufficiently relevant and attractive to engage a wider participation base, including people who are currently inactive. Recent innovations such as walking and small-sided versions of the sports might prove more attractive than the more traditional models, but this will have implications for facilities needs in the future, because this type of activity does not need to be accommodated on formal grass pitches.

5 FOOTBALL NEEDS IN FOLKESTONE AND HYPHE

5.1 Key stakeholders

The key stakeholders delivering football in Folkestone and Hythe district are:

- **Kent FA:** All the football clubs in the district affiliate to the Kent FA, which administers the game in the county.
- **FA-affiliated clubs:** There are 28 FA-affiliated clubs in Folkestone and Hythe district who collectively run 27 adult teams, 64 youth teams and 39 mini-soccer teams.
- **Pitch providers:** A range of organisations provide football pitches in the district, in particular schools and parish councils.

5.2 National Game Strategy

The Football Association's *National Game Strategy 2015 - 2019* has a number of targets with important implications for football and its facilities needs at grassroots level.

- Boost female youth participation by 11% by 2019.
- Increase the number of over 16's playing every week by over 200,000, by offering a variety of formats by 2019.
- Create 100 new '3G' football turf pitches (artificial grass surfaces with a thin base layer of sand and an infill of rubber crumb) and improve 2,000 grass pitches by 2019.
- Develop Football Hubs in major centres of population.
- Ensure that 50% of youth football and mini-soccer matches are played on '3G' pitches by 2019.

The main implication of the strategic context for football in Folkestone and Hythe district is the increased dependence on '3G' football turf pitches for youth football and mini-soccer matches by 2019, which will create problems in an area with poor levels of provision of such pitches.

5.3 Football pitch demand in Folkestone and Hythe

5.3.1 Expressed demand

The information on football clubs and teams affiliated to the Kent FA and based in Folkestone and Hythe district was supplied by the FA through its 'Whole Game System' database, cross-referenced to a local clubs survey. The survey was circulated by the Kent FA to all 28 FA-affiliated football clubs in Folkestone and Hythe. The following clubs responded, collectively representing 65 teams, or 50.0% of all the 130 affiliated teams in the district.

- Cheriton United FC
- Folkestone Invicta Youth FC
- Hythe Town Youth FC
- The Cherries FC
- Folkestone Invicta Disability FC
- Hawkinge Youth FC
- Lydd Town FC
- Valley FC

Club	Match venue	Training venue	Adult teams	Youth (11v11)	Youth (9v9)	Mini (7v7)	Mini (5v5)
AFC Guildhall	Le Quesne	-	1				
Channel Cars FC	Lympne Playing Field	Lympne Playing Field	1	-	-	-	-
Cheriton AFC	South Road Recreation Ground	-	1	-	-	-	-
Cheriton Park Rangers FC	South Road Recreation Ground	-	1	-	-	-	-
Cheriton United FC	Le Quesne	Three Hills Sports Park	-	-	1	1	-
Dynamo United FC	Three Hills Sports Park	Three Hills Sports Park	-	3	2	3	-
Flow in Football	The Lindsey Field	The Lindsey Field	-	-	-	1	1
Folkestone Invicta Disability FC	Three Hills Sports Park	Three Hills Sports Park	2	-	-	-	-
Folkestone Invicta FC	Buzzlines Stadium	Buzzlines Stadium	1	-	-	-	-
Folkestone Invicta Youth FC	Three Hills Sports Park Cheriton Recreation Ground Buzzlines Stadium	Three Hills Sports Park	2	7	2	4	4
Grasshopper FC	The Rype	-	1	-	-	-	-
Grasshopper Juniors FC	Marsh Academy Leisure Centre	Marsh Academy Leisure Centre The Lindsey Field	-	3	4	3	3
Hawkinge Town FC	Hawkinge Sports Ground	Hawkinge Sports Ground	1	-	-	-	-
Hawkinge Youth FC	Hawkinge Sports Ground Churchill Primary School	Three Hills Sports Park Folkestone Academy	-	4	6	3	4
Hythe Grovellers FC	Hythe Cricket and Squash Club	Hythe Cricket and Squash Club	1	-	-	-	-
Hythe Royal British Legion FC	South Road Recreation Ground	South Road Recreation Ground	1	-	-	-	-
Hythe Town FC	Reachfield Stadium	South Road Recreation Ground	1	-	-	-	-
Hythe Town Youth FC	South Road Recn. Ground Palmarsh Primary School Hythe Cricket Club	Folkestone Academy	-	9	5	2	3
Lydd Town FC	The Lindsey Field	The Lindsey Field	3	-	-	-	-
M&M Football Academy	Three Hills Sports Park	Three Hills Sports Park	-	5	2	3	-
Marsh Youth FC	The Rype	The Rype	1	2	1	1	-
Master Brewer FC	Le Quesne	-	1	-	-	-	-
Nailbox FC	The Stadium	The Stadium	1	-	-	-	-
New Romney FC	New Romney Sports Club	New Romney Sports Club	3	3	-	2	1
Sellindge Sports and Social Club FC	Sellindge Sports and Social Club	-	1	-	-	-	-
Smeeth & Braybourne FC	Sellindge Sports and Social Club	<i>The Towers School</i>	1	4	1	-	-
The Cherries FC	South Road Recn. Ground The Stadium	-	1	-	-	-	-
Valley FC	The Stadium	-	1	-	-	-	-
TOTALS	-	-	27	40	24	23	16

The key expressed demand issues are as follows:

- **Team numbers:** There are 27 adult men’s teams, no adult women’s teams, 39 youth male (11v11) teams, one youth female (11v11) team, 20 youth male (9v9) teams, four youth female (9v9) teams, 23 mixed mini-soccer (7v7) teams and 16 mixed mini-soccer (5v5) teams that draw the majority of their membership from Folkestone and Hythe district.
- **Women and girl’s football:** Football for women and girls is under-developed in Folkestone and Hythe district, with only one youth 11v11 team and four youth 9v9 teams.
- **Charter Standard Clubs:** Of the 28 clubs in Folkestone and Hythe district, 12 have achieved the FA’s quality-assured Charter Standard status. This is 43% which compares with the national average of 27%. In terms of teams, 90.3% (93 out of 103) of youth and mini-soccer teams play within a Charter Standard club in Folkestone and Hythe district, compared with the national average of 81.1%. This means that the benefits of belonging to an accredited club with formalised safeguarding procedures and qualified coaches is enjoyed by the majority of youth and mini-soccer players in the district.

5.3.2 Expressed demand trends

- **National trends:** Overall football participation by adults is falling across the country. The ‘Active People’ survey shows that participation has fallen from 3.15 million adult players in 2010/11 to 2.66 million in 2015/16.
- **Local trends:** The table below compares football team numbers in Folkestone and Hythe district between the 2011 and 2017 and illustrates reductions in adult team numbers offset by growth in youth and mini teams:

<i>Team Type</i>	<i>No. Teams 2011</i>	<i>No. Teams 2018</i>	<i>% Change</i>
Adult teams	39	27	-30.8%
Youth teams	49	64	+30.6%
Mini-soccer teams	17	39	+129.4%
TOTAL TEAMS	105	124	+18.1%

5.3.3 Displaced demand

Displaced demand relates to play by teams or other users of playing pitches from within the study area which takes place outside of the area. Examination of the data on where Folkestone and Hythe-based teams play their home games revealed limited evidence that teams are having to travel outside of the district to access pitches for home matches and training. Only one club (Hythe Town Youth FC) responding to the football clubs survey reported a difficulty in accessing local facilities. There is, however, some evidence of imported demand at the clubs that play in the FA’s National League System, which aims to provide clubs with a level of competition appropriate to their playing ability, ground facilities and geographical location. Folkestone Invicta FC plays at Step 3 and draws 60% of its membership from outside the district, Hythe Town plays at Step 4 and draws 50% of its membership from outside the district, whilst Lydd Town FC plays at Step 6 and draws 40% of its membership from outside Folkestone and Hythe district. This process is facilitated by the relatively good transport links, particularly along the M20.

5.3.4 Unmet demand

Unmet demand takes a number of forms:

- Teams may have access to a pitch for matches but nowhere to train or vice versa.
- Pitches of a particular size or type may be unavailable to the community.
- The poor quality and consequent limited capacity of pitches in the area and/or a lack of provision and ancillary facilities which meet a certain standard of play/league requirement.

Five respondents to the football clubs survey identified they could field more teams if there were more pitches available, by a collective total of 16 teams (all youth and mini-soccer). Conversely, however pitch providers report falling demand for adult pitches and this is borne out by the five recently decommissioned pitches at three different sites in the district.

5.3.5 Latent demand

Whereas unmet demand is known to currently exist, latent demand is demand that evidence suggests may be generated from a population if they had access to more or better provision. There is no clear evidence of any latent demand for football in Folkestone and Hythe district.

5.4 Football pitch supply in Folkestone and Hythe district

5.4.1 Introduction

This section summarises the detail of football facilities supply in Folkestone and Hythe district, including:

- '3G' football turf pitches.
- Other artificial grass pitches used for football.
- Grass football pitches.

5.4.2 '3G' football turf pitches

The only '3G' football turf pitch in Folkestone and Hythe district is detailed below. The pitch is on the FA's '3G' Pitch Register and can be used for training and matches where competition rules allow.

<i>Site</i>	<i>Address</i>	<i>Size</i>	<i>Year built</i>
Three Hills Sports Park	Cheriton Road, Folkestone CT19 5JU	106m x 70m	2015

5.4.3 Other artificial turf pitches

The following pitches, whilst non-specialist football surfaces, have some football usage:

<i>Site</i>	<i>Address</i>	<i>Surface</i>	<i>Size</i>	<i>Year built</i>
Folkestone Academy	Academy Lane, Folkestone CT19 5FP	Sand-filled	106m x 66m	2009
Three Hills Sports Park	Cheriton Road, Folkestone CT19 5JU	Sand-dressed	106m x 70m	2015

5.4.4 Grass football pitches

Provision of grass pitches with regulation line markings and goalposts for organised football are as follows. Pitches shown in brackets are overmarked onto another pitch with resultant reductions in usage capacity. The dimensions of the pitches are as follows:

<i>Pitch Type</i>	<i>Pitch length</i>	<i>Pitch width</i>	<i>Size including run-offs</i>
Adult football	100m	64m	106m x 70m
Youth football	100m	64m	106m x 70m
Youth football (U15-U16)	91m	55m	97m x 61m
Youth football (U13-U14)	82m	50m	88m x 56m
Youth football (9v9)	73m	46m	79m x 52m
Mini-soccer (7v7)	55m	37m	61m x 43m
Mini-soccer (5v5)	37m	27m	43m x 33m

- *Available for community use and used:*

<i>Site</i>	<i>Address</i>	<i>Adult 11v11</i>	<i>Youth 11v11</i>	<i>Youth 9v9</i>	<i>Mini 7v7</i>	<i>Mini 5v5</i>
Buzzlines Stadium	Cheriton Road, Folkestone CT19 5JU	1	-	-	-	-
Cheriton Recreation Ground	Weymouth Road, Folkestone CT19 4LS	1	-	1	1	-
Churchill Primary School	Haven Drive, Folkestone CT18 7RH	-	1	(1)	-	-
Hawkinge Sports Ground	Pavilion Road, Hawkinge CT18 7UA	1	-	1	1	1
Hythe Cricket & Squash Club	The Grove, Hythe CT21 6AX	2	-	-	-	-
Le Quesne	North Road, Folkestone CT20 3HL	2	-	1	1	-
Lympne Playing Field	Aldington Road, Lympne CT21 4LF	1	-	-	-	-
Marsh Academy Leisure Centre	Station Road, New Romney TN28 8BB	-	1	1	1	1
New Romney Sports Club	Station Road, New Romney TN28 8LQ	1	1	-	1	1
Palmarsh Primary School	St. George's Place, Hythe CT21 6NE	-	-	-	1	-
Reachfields Stadium	Fort Road, Hythe CT21 6JS	1	-	-	-	-
Sellindge Sports and Social Club	Swan Lane, Sellindge TN25 6HB	1	-	-	-	-
South Road Recreation Ground	South Road, Hythe CT21 6AR	3	-	(1)	(1)	(1)
The Lindsey Field	Dengemarsh Road, Lydd TN29 9JG	2	-	-	-	1
The Rype	The Rype Manor Road, Lydd TN29 9HR	1	-	1	1	-
The Stadium	Church Road, Folkestone CT20 3EN	3	-	-	-	-
Three Hills Sports Park	Cheriton Road, Folkestone CT19 5JU	1	-	-	1	1
TOTALS	-	21	3	5(2)	8(1)	5(1)

- *Available for community use and not used:*

<i>Site</i>	<i>Address</i>	<i>Adult 11v11</i>	<i>Youth 11v11</i>	<i>Youth 9v9</i>	<i>Mini 7v7</i>	<i>Mini 5v5</i>
Dymchurch Recreation Ground	St. Mary's Road, Dymchurch TN29 0PW	2	-	1	-	-
Elham Recreation Ground	Park Lane, Elham CT4 6UD	1	-	-	-	-
King George V Playing Field	The Street, Newington CT18 8AU	-	-	-	-	1
Lympne Playing Field	Aldington Road, Lympne CT21 4LF	1	-	-	-	-
Morehall Recreation Ground	Cherry Garden Lane, Folkestone CT19 4AS	2	-	-	-	-
Sellindge Sports & Social Club	Swan Lane, Sellindge TN25 6HB	-	1	1	-	-
TOTALS	-	6	1	2	0	1

- *Not available for community use:*

<i>Site</i>	<i>Address</i>	<i>Adult 11v11</i>	<i>Youth 11v11</i>	<i>Youth 9v9</i>	<i>Mini 7v7</i>	<i>Mini 5v5</i>
Bodsham Primary School	School Hill, Bodsham TN25 5JQ	-	-	1	-	-
Brenzett Primary School	Straight Lane, Brenzett TN29 9UA	-	-	-	1	-
Brockhill Park College	Sandling Road, Hythe CT21 4HL	2	-	1	-	-
Castle Hill Primary School	Sidney Street, Folkestone CT19 6HB	-	-	1	-	-
Cheriton Primary School	Church Road, Cheriton CE20 3EP	-	-	1	-	-
Christ Church Academy	Brockman Road, Folkestone CT20 1DJ	-	-	-	1	-
Coolinge Lane Recn. Ground	Coolinge Lane, Folkestone CT20 3QN	1	1	-	-	-
Dymchurch Primary School	New Hall Close, Dymchurch TN29 0LE	-	-	1	1	-
Elham Primary School	Vicarage Lane, Elham CT4 6TT	-	-	1	-	-
Folkestone Academy	Academy Lane, Folkestone CT19 5FP	2	-	1	-	-
Greatstone Primary School	Baldwin Road, New Romney TN28 8SY	-	-	1	1	1
Harcourt Primary School	Biggins Wood Rd., Folkestone CT19 4NE	-	-	1	-	-
Hawkinge Primary School	Canterbury Road, Hawkinge CT18 7BN	-	-	-	1	-
Hythe Bay Primary School	Cinque Ports Avenue, Hythe CT21 6HS	-	-	1	-	-
Lydd Primary School	20 Skinner Rd, Lydd TN29 9HN	-	-	1	-	-
Lyminge Primary School	Kimberley Terrace, Lyminge CT18 8JB	-	-	1	-	-
Lympne Primary School	Octavian Drive, Lympne CT21 4JG	-	-	1	-	-
Morehall Primary School	Chart Road, Folkestone CT19 4PN	-	-	1	-	-
Pent Valley Leisure Centre	Tile Kiln Lane, Folkestone CT19 4PB	2	1	1	-	-
St. Augustine's Primary School	St Johns Road, Hythe CT21 4BE	-	-	-	1	-
St. Nicholas Primary Academy	Fairfield Rd, New Romney TN28 8BP	-	-	1	-	-
Saltwood Primary School	Grange Road, Saltwood, Hythe CT21 4QS	-	-	1	-	-
Sandgate Primary School	Coolinge Lane, Folkestone CT20 3QU	-	-	1	-	-
Sellindge Primary School	Main Road, Sellindge TN25 6JY	-	-	-	1	-
Sir John Moore Barracks	Folkestone CT20 3HG	3	-	-	-	-
Stella Maris Primary School	d, Folkestone CT19 5BY	-	-	1	-	-
Stelling Minnis Primary School	Bossingham Rd., Stelling Minnis CT4 6DU	-	-	1	-	-
Stowting Primary School	Stowting Hill, Stowting TN25 6BE	-	-	1	-	-
The Harvey Grammar School	Cheriton Road, Folkestone CT19 5JY	1	2	-	-	-
TOTALS	-	11	4	21	7	1

5.4.5 Artificial turf pitch quality

The quality of the ‘3G’ football turf pitch at Three Hills Sports Park was assessed from a site visit, to apply the Non-technical Visual Assessment criteria developed for use in conjunction with the *Playing Pitch Strategy Guidance*. The assessment generates an overall ‘score’ by evaluating the playing surface, fencing, floodlighting, disability access and changing provision. The scores equate to ratings of ‘Good’ for 80% or more ‘Standard’ for 79% - 51% and ‘Poor’ for 50% or below:

- **‘3G’ football turf pitches:**

<i>Site</i>	<i>Pitch</i>	<i>Changing</i>
Three Hills Sports Park	Good	Good

- **Artificial grass pitches:**

<i>Site</i>	<i>Pitch</i>	<i>Changing</i>
Folkestone Academy	Standard	Standard
Three Hills Sports Park	Good	Good

5.4.6 Grass pitch quality

The quality of all formal grass football pitches in Folkestone and Hythe district was assessed from site visits during the playing season by applying the Non-technical Visual Assessment criteria developed by the FA for use in conjunction with the *Playing Pitch Strategy Guidance*. This was further moderated by:

- Additional site visits by the Institute of Groundsmanship’s Regional Pitch Advisor and the Kent FA’s Football Development Manager.
- The view of user clubs, expressed via the clubs’ survey.

The criteria assessed are as follows. A percentage score and associated ratings are generated as an overall measure of quality:

- **The playing surface:** This includes grass cover, pitch dimensions, gradient, evenness, length of grass, drainage and evidence of any unauthorised use.
- **The changing facilities:** This includes the availability of changing rooms, kitchen and/or bar, the interior and exterior appearance, showering and toilet provision, medical room, disability access and parking arrangements.
- **Grounds maintenance:** This includes the frequency of grass cutting, seeding, aeration, sand-dressing, fertilising, weed killing and chain harrowing.

The ratings for each grass football pitch in Folkestone and Hythe are below. The percentage scores generated equate to ratings of ‘Good’ for scores of 100% - 75% (highlighted in green below), ‘Standard’ for scores of 74.9% - 50% (highlighted in yellow below), ‘Poor’ for scores of 49.9% - 25% (highlighted in red below) and ‘Unsuitable’ below 25%.

<i>Site</i>	<i>Pitches</i>	<i>Pitch</i>	<i>Changing</i>	<i>Comments</i>
Buzzlines Stadium	Adult pitch	Good	Good	'Good' quality stadium facility.
Cheriton Recreation Ground	Adult pitch Youth (9v9) pitch Mini (7v7) pitch	Standard Standard Standard	None	'Standard' quality pitches with no on-site changing facilities.
Churchill Primary School	Youth (11v11) pitch Youth (9v9) pitch	Standard Standard	None	'Standard' quality with no available changing for community users.
Hawkinge Sports Ground	Adult pitch Youth (9v9) pitch Mini (7v7) pitch Mini (5v5) pitch	Standard Standard Standard Standard	Good	'Standard' quality provision. Local 'Hub' site, all pitches have a slope. 'Good' quality changing received Football Foundation funding.
Hythe Cricket & Squash Club	Adult pitch 1 Adult pitch 2	Standard Standard	Standard	Pitches heavily used and lower end of 'standard' quality. Changing also standard. Very limited parking.
Le Quesne	Adult pitch 1 Adult pitch 2 Youth (9v9) pitch Mini (7v7) pitch	Standard Standard Standard Standard	Poor	'Standard' quality pitches, but very poor changing facilities. Usage being transferred to new provision at The Stadium.
Lympne Playing Field	Adult pitch	Standard	Standard	'Standard' quality pitch with changing facility in the village hall.
Marsh Academy Leisure Centre	Youth (11v11) pitch Youth (9v9) pitch Mini (7v7) pitch Mini (5v5) pitch	Standard Standard Standard Standard	Standard	Standard' quality provision.
New Romney Sports Club	Adult pitch Youth (11v11) pitch Mini (7v7) pitch Mini (5v5) pitch	Good Good Good Good	Poor	'Good' quality pitches but changing is 'poor' quality.
Palmarsh Primary School	Mini (7v7) pitch	Standard	None	'Standard' quality with no available changing for community users.
Reachfields Stadium	Adult pitch	Good	Good	'Good' quality stadium facility.
Sellindge Sports and Social Club	Adult pitch	Poor	Standard	'Poor' quality pitch but changing rated at the higher end of 'standard'.
South Road Recreation Ground	Adult pitch 1 Adult pitch 2 Adult pitch 3 (Youth (9v9) pitch) (Mini (7v7) pitch) (Mini (5v5) pitch)	Standard Standard Standard Standard Standard	Good	'Standard' quality pitches with 'good' quality changing. Youth and mini pitches over-marked on adult pitches with consequent capacity reductions. Local 'Hub' site, but very limited parking.
The Lindsey Field	Adult pitch 1 Adult pitch 2 Mini (5v5) pitch	Good Good Good	Good	'Good' quality pitches and changing facilities.
The Rype	Adult pitch Youth (9v9) pitch Mini (7v7) pitch	Poor Poor Poor	Standard	'Poor' quality pitches on common land. 'Standard' quality changing facilities but limited parking.
The Stadium	Adult pitch 1 Adult pitch 2 Adult pitch 3	Standard Standard Standard	Poor	New pitches of 'standard' quality. Pavilion under construction with changing currently in a Portacabin.
Three Hills Sports Park	Adult pitch Mini (7v7) pitch Mini (5v5) pitch	Standard Standard Standard	Good	'Standard' quality pitches with 'good' quality changing.

5.4.7 Summary of grass pitch quality

The number and percentage of pitches in each quality band is tabulated below. The summary shows that almost one-fifth of pitches are rated as ‘good’ quality, with fewer than one-in-ten being assessed as ‘poor’ quality.

<i>Pitch type</i>	<i>Good</i>		<i>Standard</i>		<i>Poor</i>	
	<i>Number</i>	<i>%</i>	<i>Number</i>	<i>%</i>	<i>Number</i>	<i>%</i>
Adult 11v11	5	23.8%	14	66.7%	2	9.5%
Youth 11v11	1	33.3%	2	66.7%	0	0.0%
Youth 9v9	0	0.0%	6	85.7%	1	14.3%
Mini-soccer 7v7	1	11.1%	7	77.8%	1	11.1%
Mini-soccer 5v5	2	33.3%	4	66.7%	0	0.0%
TOTAL	9	19.6%	33	71.7%	4	8.7%

The number and percentage of pitches served by ‘poor’ quality or no changing facilities is set out below. Whilst youth and mini players frequently do not use changing facilities even where they are provided, it is concerning that almost one-quarter of pitches are served by ‘poor’ quality changing facilities. The adverse impact on user experiences makes it more difficult to recruit and retain new players, particularly women and girls.

<i>Pitch type</i>	<i>Number</i>	<i>%</i>
Adult 11v11	7	33.3%
Youth 11v11	1	25.0%
Youth 9v9	3	42.9%
Mini-soccer 7v7	4	44.4%
Mini-soccer 5v5	1	16.7%
TOTAL	16	34.8%

5.4.8 Grass pitch maintenance

Football pitch maintenance in the district is organised by the managers of the facilities as follows:

- **District Council-owned pitches:** Folkestone and Hythe District Council commissions grounds maintenance for playing fields it owns from HRGO Folkestone.
- **Three Hills Sports Park:** The pitches at the site, including the grass and artificial turf pitches are maintained by the operator, Shepway Leisure.
- **School-owned pitches:** Schools with grass football pitches make individual arrangements for maintenance, generally depending on locally negotiated maintenance arrangements.
- **Club-owned pitches:** The pitches owned by football and other sports clubs are generally maintained by staff employed directly by the clubs.

5.4.9 Pitch hire charges

- **Grass pitches in Folkestone and Hythe district:** Hire charges for grass football pitches managed by Folkestone and Hythe District Council and those in the neighbouring districts where details were available are set out. The costs are broadly similar and are unlikely to influence cross-boundary movement.

<i>Pitch</i>	<i>Folkestone and Hythe DC</i>	<i>Ashford BC</i>	<i>Dover DC</i>
Adult football	£76	£62.40	£63.60
Youth football	£33.60	£54	£25.80
Mini-soccer	£17	£54	£25.80

- **‘3G’ football turf pitches:** Charges for selected ‘3G’ pitches in Folkestone and Hythe district and neighbouring areas are as follows. The pitch at Three Hills Sports Park is cheaper than the comparators.

<i>Pitch</i>	<i>Hourly hire charge</i>
Three Hills Sports Park (whole pitch)	£94
Three Hills Sports Park (half pitch)	£58.50
Three Hills Sports Park (third pitch pitch)	£33.50
Pitchside (Ashford) (whole pitch)	£100
Pitchside (Ashford) (half pitch)	£65
Pitchside (Ashford) (third pitch)	£44
Rye Sports Centre (Rother) (third pitch)	£45
Woodnesdistrict FC (Dover) (third pitch)	£36

- **Consultees’ comments on pitch hire charges:**
 - ‘Cheriton Road Sports Ground is ideal but is expensive and more than the ‘3G’ to hire’. (Folkestone Invicta Disability FC).
 - ‘Hire fees were a big problem at first but now we have sourced a school who rent the pitch only to us, but we must paint it ourselves and cut it ourselves’ (Valley FC).

5.4.10 Ownership, management and security of access

The ownership, management and security of access of all football pitch sites in Folkestone and Hythe district with community use and used is detailed below:

<i>Site</i>	<i>Ownership</i>	<i>Management</i>	<i>Security of access</i>
Buzzlines Stadium	Folkestone Invicta FC	Folkestone Invicta FC	Secured
Cheriton Recreation Ground	FHDC	FHDC	Secured
Churchill Primary School	Kent County Council	Churchill Primary Sch.	Unsecured
Hawkinge Sports Ground	Hawkinge Parish Council	Hawkinge Parish Council	Secured
Hythe Cricket and Squash Club	Hythe Cricket and SC	Hythe Cricket and SC	Secured
Le Quesne	FHDC	FHDC	Secured
Lympne Playing Field	Lympne Parish Council	Lympne Parish Council	Secured
Marsh Academy Leisure Centre	Marsh Academy	Marsh Academy	Secured
New Romney Sports Club	New Romney SC	New Romney SC	Secured
Palmarsh Primary School	Kent County Council	Palmarsh Primary Sch.	Unsecured
Reachfields Stadium	Hythe Town FC	Hythe Town FC	Secured
Sellindge Sports and Social Club	Sellindge Sports and SC	Sellindge Sports and SC	Secured
South Road Recreation Ground	Hythe Town Council	Hythe Town Council	Secured
The Lindsey Field	Lydd Town FC	Lydd Town FC	Secured
The Rype	Hythe Town Council	Hythe Town Council	Secured
The Stadium	FHDC	FHDC	Secured
Three Hills Sports Park	FHDC	Shepway Leisure	Secured

Security of access for each type of football pitch in Folkestone and Hythe district is summarised below. It shows that almost 90% of football pitches have secured access:

<i>Pitch Type</i>	<i>Secured</i>		<i>Unsecured</i>	
	<i>Number</i>	<i>%</i>	<i>Number</i>	<i>%</i>
Adult football	22	100%	0	0.0%
Youth football (11v11)	2	75.0%	1	25.0%
Youth football (9v9)	5	76.0%	2	25.0%
Mini-soccer (7v7)	7	77.8%	2	22.2%
Mini-soccer (5v5)	5	83.3%	1	16.7%
'3G' Football Turf Pitch	1	100%	0	0.0%
TOTALS	47	88.7%	6	11.3%

5.5 Geographical distribution

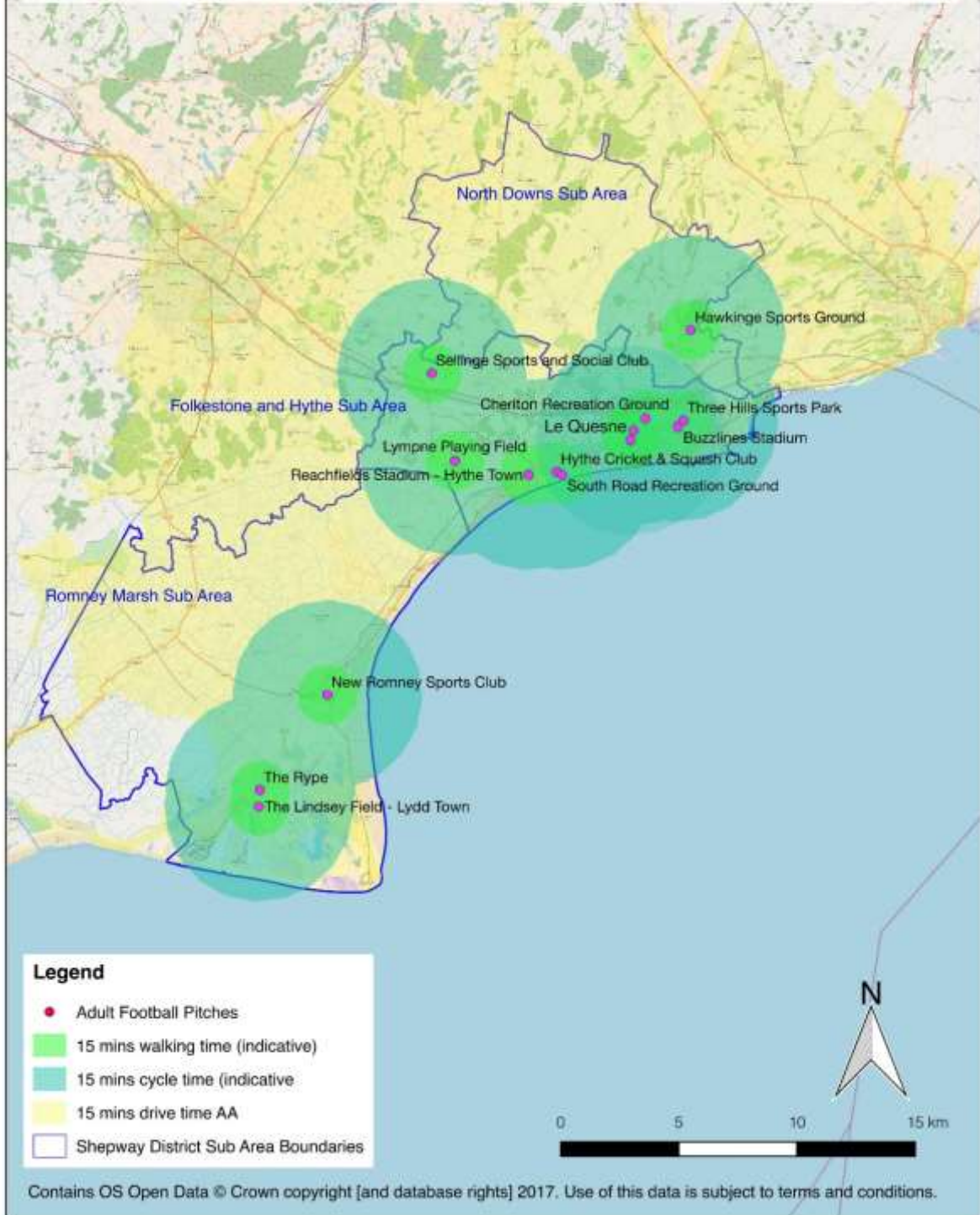
The geographical distribution of football in Folkestone and Hythe district is set out in the maps below. 15-minute walking and cycling time catchments have been marked to illustrate local level accessibility. This is based on the results of the clubs' survey, which identifies 15-minutes travel time as the typical maximum for grass pitches, with 20-minutes travel time for '3G' football turf pitches.

5.5.1 Adult grass pitches

The map shows that the whole population of Folkestone and Hythe district is within 15-minutes driving time of the nearest adult football pitch, with the exception of a sparsely populated area in the south-west of the district. There is at least one pitch in each of the three sub-areas:

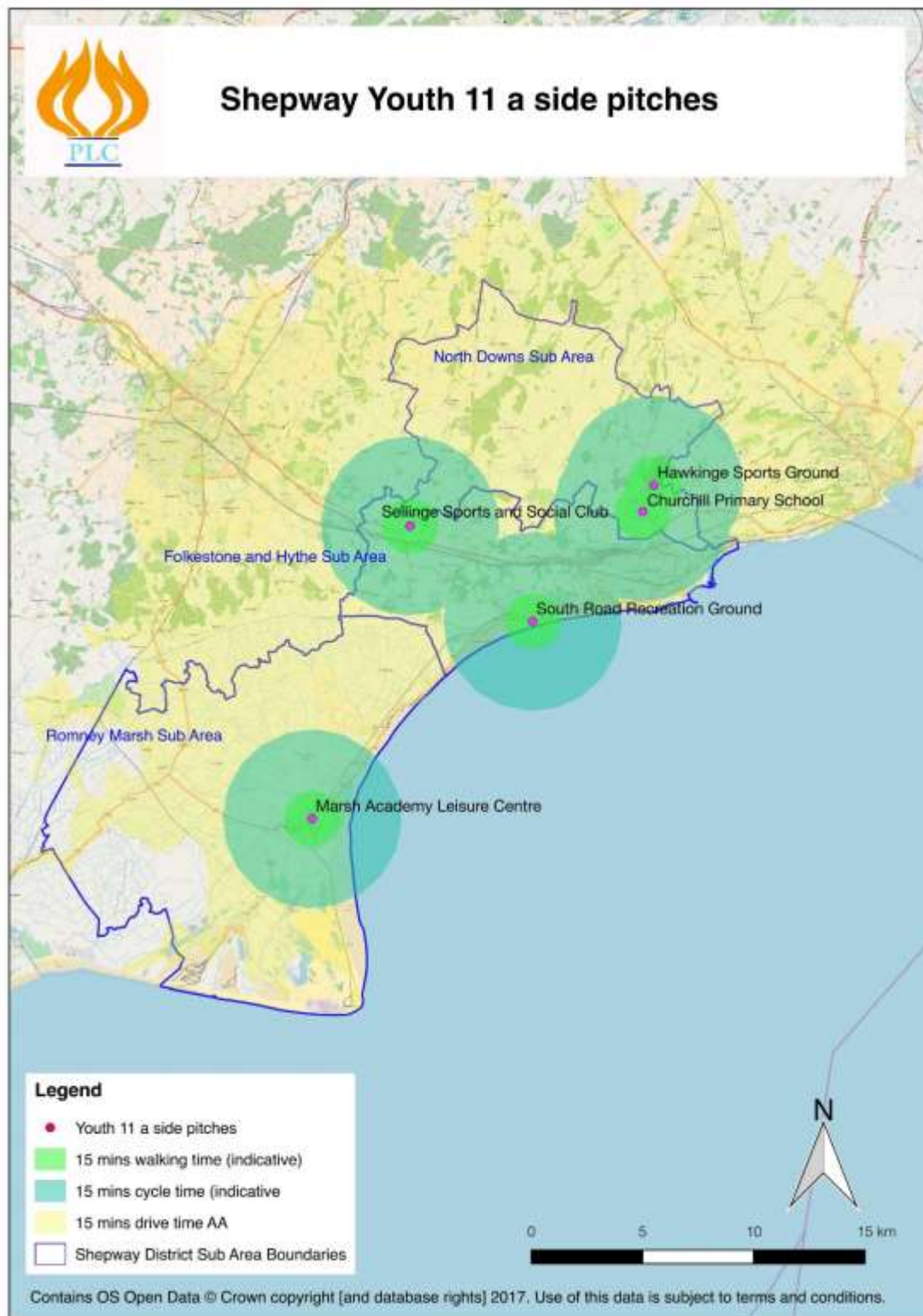


Shepway Adult Football



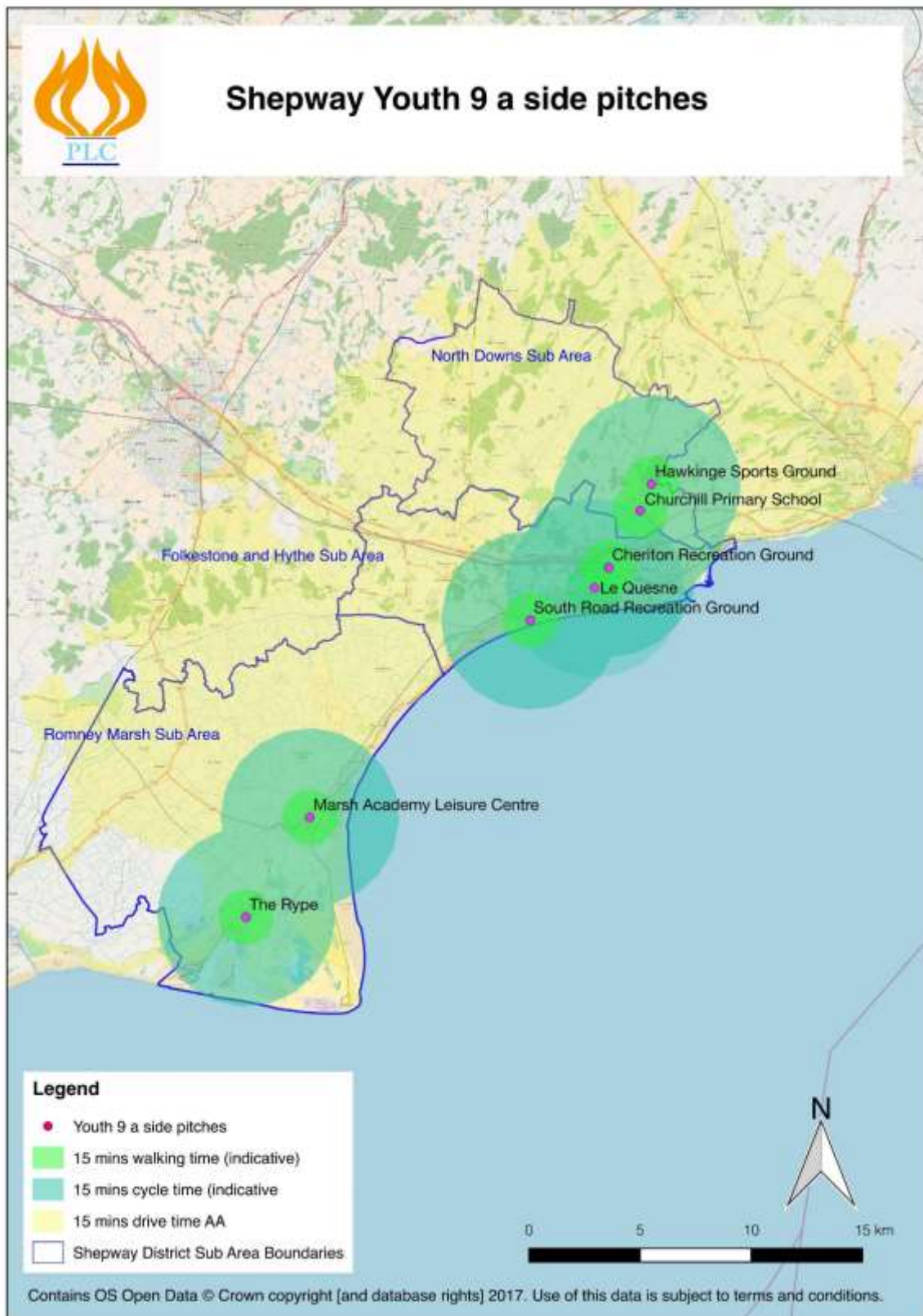
5.5.2 Youth 11v11 grass pitches

The map shows that the whole population of Folkestone and Hythe district is within 15-minutes driving time of the nearest youth (11v11) pitch, with the exception of a sparsely populated area in the south-west of the district. There is at least one pitch in each of the three sub-areas:



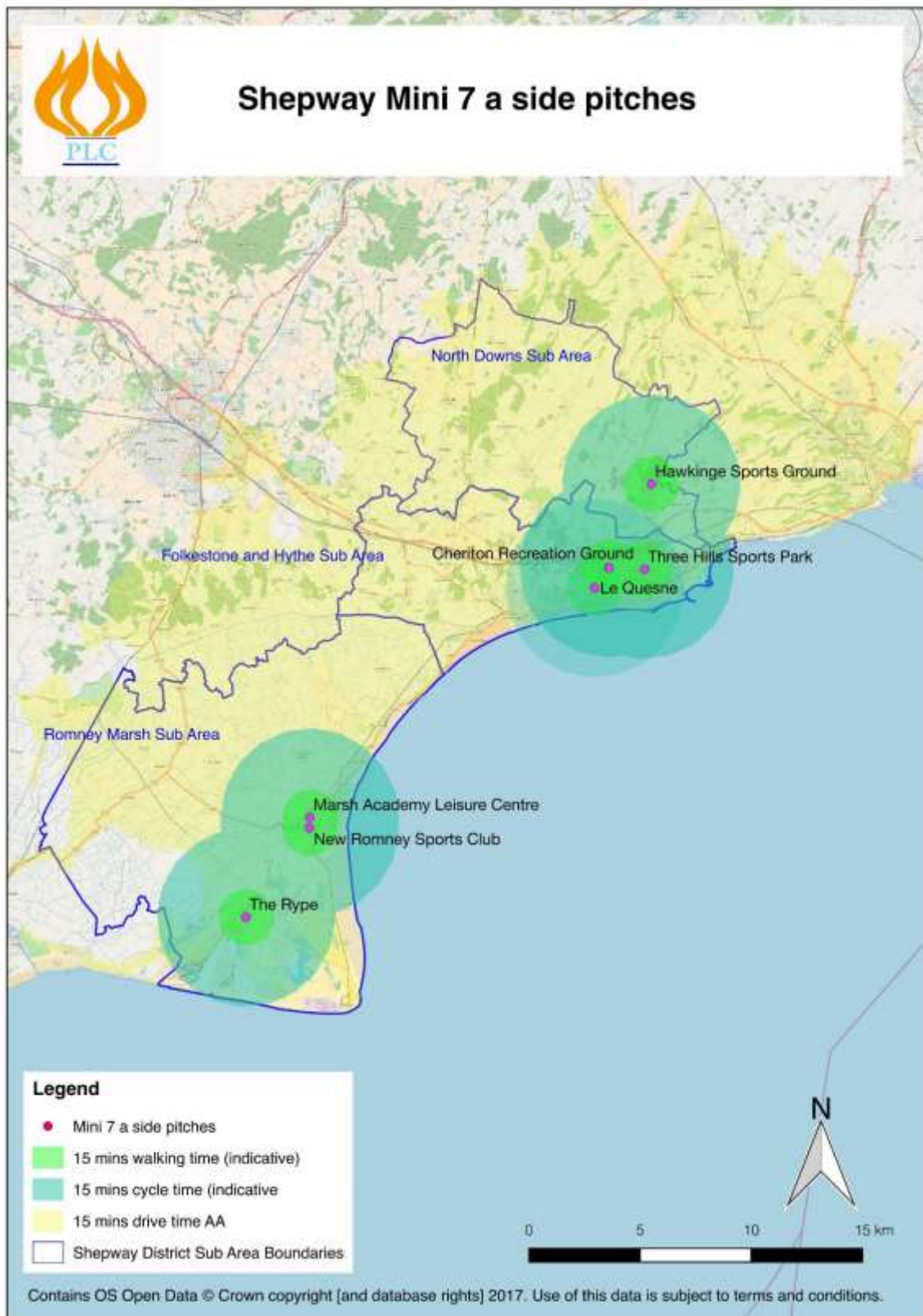
5.5.3 Youth 9v9 grass pitches

The map shows that the whole population of Folkestone and Hythe district is within 15-minutes driving time of the nearest youth (9v9) pitch, with the exception of a sparsely populated area in the south-west of the district. There is at least one pitch in each of the three sub-areas:



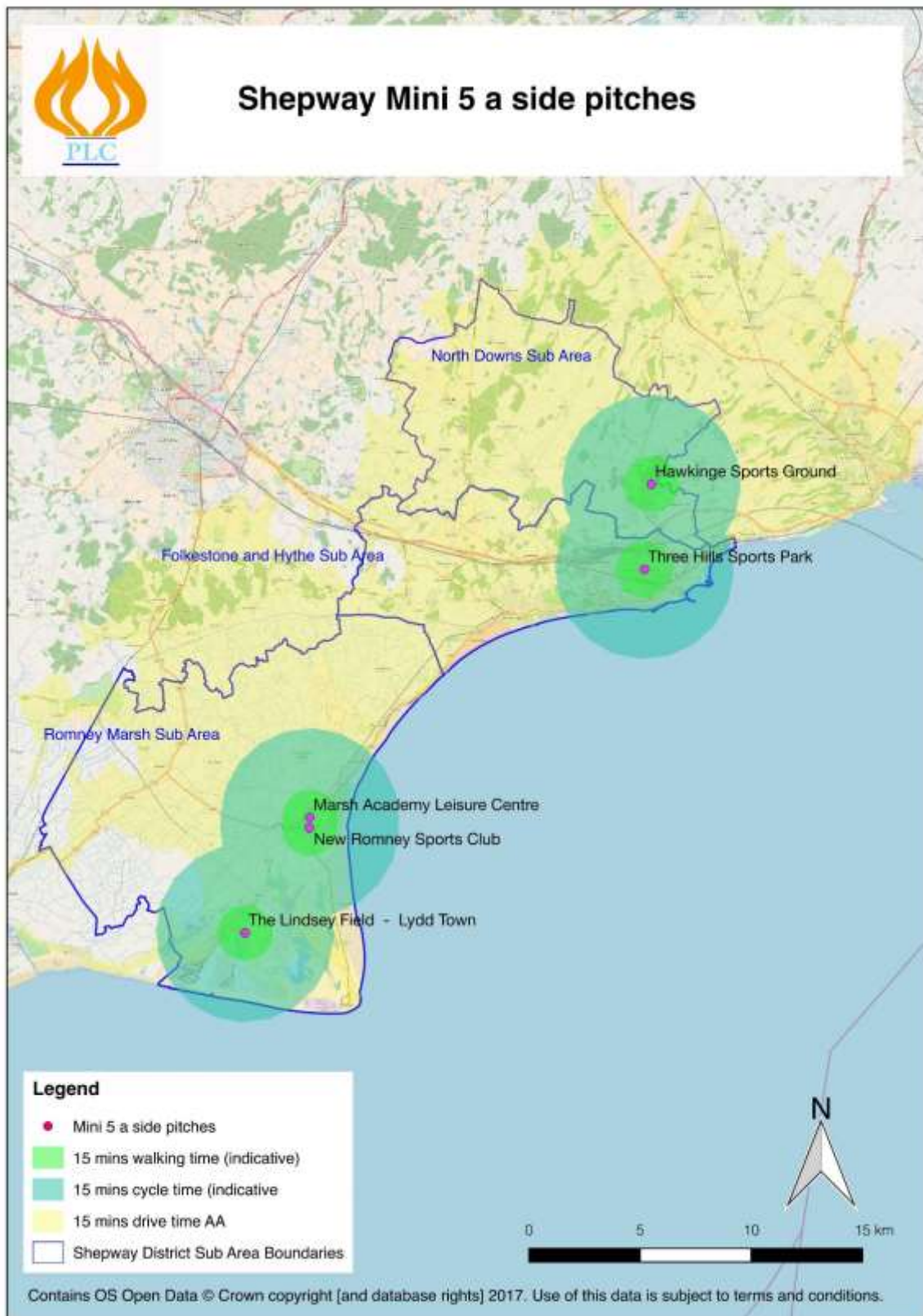
5.5.4 Mini-soccer 7v7 grass pitches

The map shows that the whole population of Folkestone and Hythe district is within 15-minutes driving time of the nearest mini-soccer (7v7) pitch, with the exception of a sparsely populated area in the south-west of the district. There is at least one pitch in each of the three sub-areas:



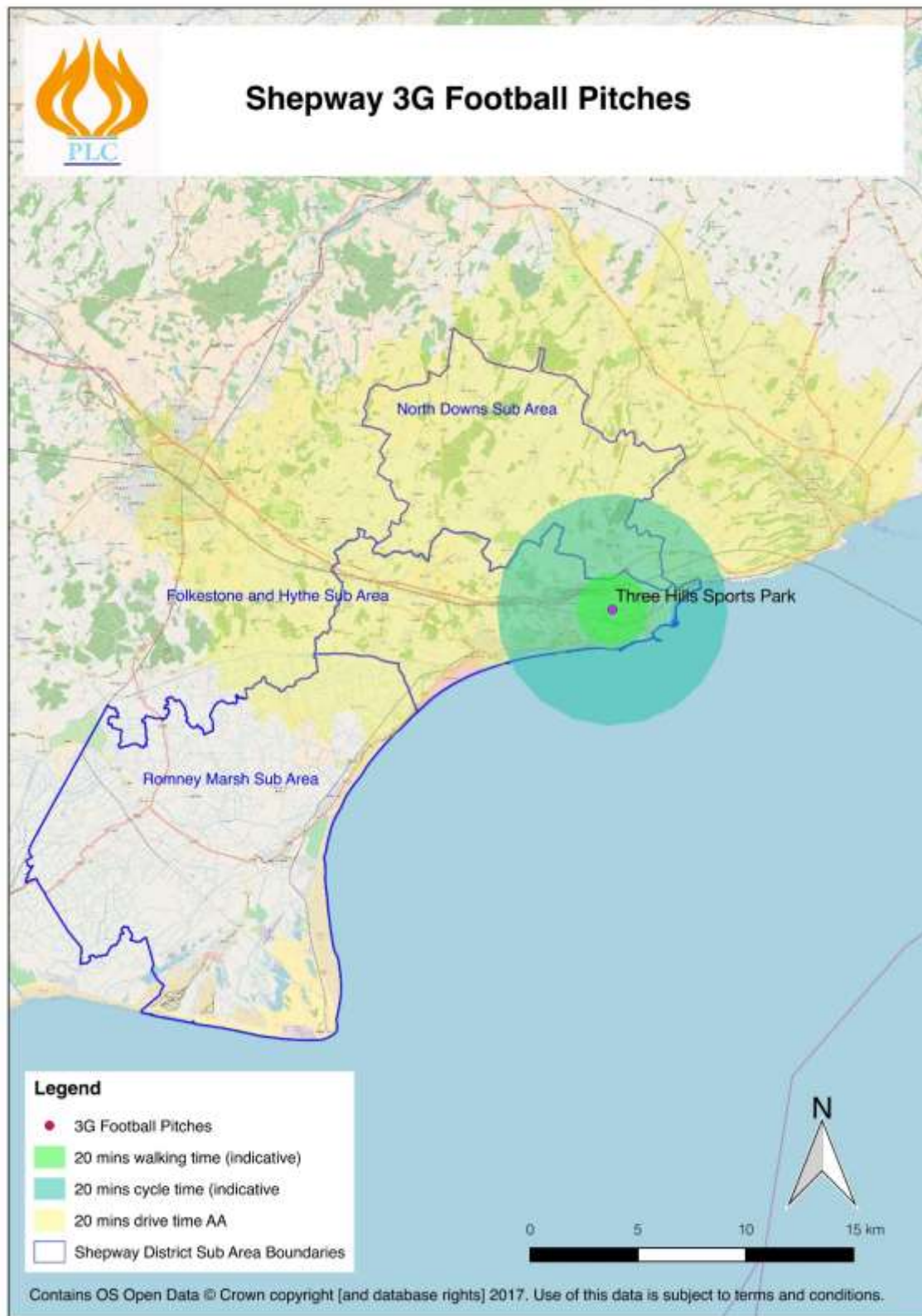
5.5.5 Mini-soccer 5v5 grass pitches

The map shows that the whole population of Folkestone and Hythe district is within 15-minutes driving time of the nearest mini-soccer (5v5) pitch, with the exception of a sparsely populated area in the south-west of the district. There is at least one pitch in each of the three sub-areas:



5.5.6 '3G' football turf pitches

The map shows that whilst the single '3G' football turf pitch is well-located to serve the population of the Folkestone and Hythe and North Downs sub-areas, almost the entire Romney Marsh sub-area is beyond the 20-minute drivetime catchment of the nearest full-sized '3G' pitch:



5.6 The implications for football in Folkestone and Hythe

Analysis of local supply of football pitches in Folkestone and Hythe district indicates the following:

- **'3G' football turf pitches:** With only one '3G' pitch in the district and a total of 130 affiliated teams, the FA 'standard' of one pitch per 42 teams suggests a headline need for 3.1 pitches. Hythe Town Youth FC have aspirations to provide a '3G' pitch. The geographical shortfall in the Romney Marsh sub-area is another measure of deficiency.
- **Pitch quality:** The quality of pitch and related facilities provision is at least 'standard', with relatively few 'poor' quality elements to compromise pitch carrying capacity. Hawkinge Sports Ground, Hythe Town FC and South Road Recreation Ground have received FA Pitch Improvement visits and will be implementing recommendations to improve the short, medium and long-term condition of the pitches.
- **Secured pitch provision:** Fewer than one-in-eight of the football pitches in Folkestone and Hythe district are on sites without secured community use. This is a relatively low proportion compared with neighbouring areas and is a positive factor in ensuring continued access to the vast majority of local pitches. Folkestone Invicta FC has only a five-year licence to occupy the Buzzlines Stadium and therefore is unable to attract external funding for facilities improvements.

5.7 Assessment of current needs

5.7.1 Introduction

To assess whether the current supply of pitches is adequate to meet existing demand an understanding of the situation at all sites available to the community needs to be developed. This is achieved by providing a brief overview for each site, which comprises:

- A comparison between the carrying capacity of a site with how much demand currently takes place there. The carrying capacity of a site is defined as the amount of play it can regularly accommodate without adversely affecting its quality and use. Demand is defined in terms of the number of 'match equivalent sessions' at each site.
- An indication of the extent to which pitches are being used during their peak periods.

The site overviews identify the extent to which pitches are:

- **Being overplayed:** Where use exceeds the carrying capacity (highlighted in red in the tables below).
- **Being played to the level the site can sustain:** Where use matches the carrying capacity (highlighted in yellow in the tables below).
- **Potentially able to accommodate some additional play:** Where use falls below the carrying capacity (highlighted in green in the tables below).

In line with FA guidance, the following assumptions have been made in relation to the number of weekly match equivalents that can be accommodated by different quality pitches:

<i>Pitch type</i>	<i>Good quality</i>	<i>Standard quality</i>	<i>Poor quality</i>
Adult	3	2	1
Youth 11v11	4	2	1
Youth 9v9	4	2	1
Mini-soccer 7v7	6	4	2
Mini-soccer 5v5	6	4	2

5.7.2 Adult pitches

The supply demand balance is tabulated below. Spare capacity is highlighted by green shading, balanced usage levels are highlighted in yellow and sites that are overused are highlighted in red:

<i>Site</i>	<i>Pitches</i>	<i>Users</i>	<i>Weekly capacity</i>	<i>Weekly demand</i>	<i>Weekly balance</i>	<i>Peak capacity</i>	<i>Peak demand</i>	<i>Peak balance</i>
Buzzlines Stadium	1	Folkestone Invicta FC	3.0	2.5	+0.5	1.0	1.0	Balanced
Cheriton Recn Ground	1	Folkestone Invicta YFC	2.0	1.5	+0.5	1.0	1.5	-0.5
Hawkinge Sports Ground	1	Hawkinge Town FC	2.0	0.5	+1.5	1.0	0.5	+0.5
Hythe Cricket & Squash Club	2	Hythe Grovellers FC	4.0	0.5	+3.5	2.0	0.5	+1.5
Le Quesne	2	AFC Guildhall Master Brewer FC	4.0	2.0	+2.0	2.0	1.0	+1.0
Lympne Playing Field	1	Channel Cars FC	2.0	0.5	+1.5	1.0	0.5	+0.5
New Romney Sports Club	1	New Romney FC	3.0	1.5	+1.5	1.0	1.5	-0.5
Reachfields Stadium	1	Hythe Town FC	3.0	2.5	+0.5	1.0	1.0	Balanced
Sellindge Sports and Social Club	1	Sellindge S&SC FC	1.0	1.0	Balanced	1.0	1.0	Balanced
South Road Recreation Ground	3	Cheriton AFC Cheriton Park Rangers FC Hythe British Legion FC Hythe Town Youth FC	6.0	3.0	+3.0	3.0	1.5	+1.5
The Lindsey Field	2	Lydd Town FC	6.0	4.0	+2.0	2.0	2.0	Balanced
The Rype	1	Grasshopper FC Marsh Youth FC	1.0	1.5	-0.5	1.0	1.5	-0.5
The Stadium	3	Nailbox FC The Cherries FC Valley FC	6.0	1.5	+4.5	3.0	1.5	+1.5
Three Hills Sports Park	2	Folkestone Invicta YFC	4.0	3.0	+1.0	2.0	3.0	-1.0
TOTALS	22	-	47.0	25.5	+21.5	22.0	18.0	+4.0

The key findings are:

- Adult demand is supplemented by youth (11v11) teams using adult pitches at several sites.
- Peak time utilisation shows an overall deficit at four sites, is balanced at a further four sites and there is peak time spare capacity at six sites.
- Collective peak time spare capacity in the district amounts to 4.0 match equivalent sessions. This figure is the same for sites with secured community access.

5.7.3 Youth 11v11 pitches

<i>Site</i>	<i>Pitches</i>	<i>Users</i>	<i>Weekly capacity</i>	<i>Weekly demand</i>	<i>Weekly balance</i>	<i>Peak capacity</i>	<i>Peak demand</i>	<i>Peak balance</i>
Churchill Primary School	1	Hawkinge Youth FC Churchill Primary School	2.0	2.0	Balanced	1.0	2.0	-1.0
Marsh Academy Leisure Centre	1	Grasshopper Juniors FC	2.0	1.5	+0.5	1.0	1.5	-0.5
New Romney Sports Club	1	New Romney FC	4.0	1.5	+2.5	1.0	1.5	-0.5
TOTALS	3	-	8.0	5.0	+3.0	3.0	5.0	-2.0

The key findings are:

- Peak time utilisation shows an overall deficit at all three sites and there is limited weekly spare capacity at two sites.
- The collective peak time deficit in the district amounts to 2.0 match equivalent sessions, which is managed by staggering kick off times. The deficit increases to 3.0 match equivalent sessions if the site without secured community access is excluded.

5.7.4 Youth 9v9 pitches

<i>Site</i>	<i>Pitches</i>	<i>Users</i>	<i>Weekly capacity</i>	<i>Weekly demand</i>	<i>Weekly balance</i>	<i>Peak capacity</i>	<i>Peak demand</i>	<i>Peak balance</i>
Cheriton Recn Ground	1	Folkestone Invicta YFC	2.0	1.0	+1.0	1.0	1.0	Balanced
Churchill Primary School	(1)	Hawkinge Youth FC Churchill Primary School	1.0	2.0	-1.0	1.0	1.0	Balanced
Hawkinge Sports Ground	1	Hawkinge Youth FC	2.0	2.0	Balanced	1.0	2.0	-1.0
Le Quesne	1	Cheriton United FC	2.0	0.5	+1.5	1.0	0.5	+0.5
Marsh Academy Leisure Centre	1	Grasshopper Juniors FC	2.0	2.0	Balanced	1.0	2.0	-1.0
South Road Recn Ground	(1)	Hythe Town Youth FC	1.0	2.0	-1.0	1.0	2.0	-1.0
The Rype	1	Marsh Youth FC	1.0	0.5	+0.5	1.0	0.5	+0.5
TOTALS	5(2)	-	11.0	10.0	+1.0	7.0	9.0	-2.0

The key findings are:

- Peak time utilisation shows an overall deficit at three sites, is balanced at a further two sites and there is limited spare peak time capacity at two sites.
- The collective peak time deficit in the district amounts to 2.0 match equivalent sessions which is managed by staggering kick off times. The deficit increases to 3.0 match equivalent sessions if the site without secured community access is excluded.

5.7.5 Mini-soccer 7v7 pitches

<i>Site</i>	<i>Pitches</i>	<i>Users</i>	<i>Weekly capacity</i>	<i>Weekly demand</i>	<i>Weekly balance</i>	<i>Peak capacity</i>	<i>Peak demand</i>	<i>Peak balance</i>
Cheriton Recn Ground	1	Folkestone Invicta YFC	4.0	2.0	+2.0	1.0	2.0	-1.0
Hawkinge Sports Ground	1	Hawkinge Youth FC	4.0	1.5	+2.5	1.0	1.5	-0.5
Le Quesne	1	Cheriton United FC	4.0	0.5	+3.5	1.0	0.5	+0.5
Marsh Academy Leisure Centre	1	Grasshopper Juniors FC	4.0	1.5	+2.5	1.0	1.5	-0.5
New Romney Sports Club	1	New Romney FC	6.0	1.0	+5.0	1.0	1.0	Balanced
Palmarsh Primary School	1	Hythe Town Youth FC Palmarsh Primary School	4.0	3.0	+1.0	1.0	1.0	Balanced
South Road Recreation Ground	(1)	Hythe Town Youth FC	2.0	1.0	+1.0	1.0	0.5	+0.5
The Rype	1	Marsh Youth FC	2.0	0.5	+1.5	1.0	0.5	+0.5
Three Hills Sports Park	1	Dynamo United FC M&M Football Academy	4.0	2.5	+1.5	1.0	1.5	-0.5
TOTALS	8(1)	-	34.0	13.5	+20.5	9.0	10.0	-1.0

The key findings are:

- Peak time utilisation shows a deficit at four sites, is balanced at two further sites and there is peak time spare capacity at three sites.
- The collective peak time deficit in the district amounts to 1.0 match equivalent sessions, which is managed by staggering kick off times. The deficit increases to 2.0 match equivalent sessions if the sites without secured community access are excluded.

5.7.6 Mini-soccer 5v5 pitches

<i>Site</i>	<i>Pitches</i>	<i>Users</i>	<i>Weekly capacity</i>	<i>Weekly demand</i>	<i>Weekly balance</i>	<i>Peak capacity</i>	<i>Peak demand</i>	<i>Peak balance</i>
Hawkinge Sports Ground	1	Hawkinge Youth FC	4.0	2.0	+2.0	1.0	2.0	-1.0
Marsh Academy Leisure Centre	1	Grasshopper Juniors FC	4.0	0.5	+3.5	1.0	0.5	+0.5
New Romney Sports Club	1	New Romney FC	6.0	1.5	+4.5	1.0	1.5	-0.5
South Road Recreation Ground	(1)	Hythe Town Youth FC	2.0	1.5	+0.5	1.0	1.5	-0.5
The Lindsey Field	1	Flow in Football	6.0	1.0	+5.0	1.0	1.0	Balanced
Three Hills Sports Park	1	Folkestone Invicta YFC	4.0	2.0	+2.0	1.0	2.0	-1.0
TOTALS	5(1)		26.0	8.5	+17.5	6.0	8.5	-2.5

The key findings are:

- Peak time utilisation shows an overall deficit at four sites, is balanced at one other site and there is spare capacity at one site.
- The collective peak time deficit in the district amounts to 2.5 match equivalent sessions, which is managed by staggering kick off times. The deficit is the same if the sites without secured community access are excluded.

5.7.7 '3G' football turf pitches

The methodology for assessing the used capacity of full-sized artificial grass pitches used for football is based upon assessing information from three sources:

- The actual used capacity of artificial grass pitches with football use is based upon their hours of use in the peak period supplied by the pitch operators.
- A projection based upon the FA's guide figure of one pitch per 42 teams for training needs.
- A projection based upon the FA's '3G' pitch calculator for match play.
- An assessment of the results of Sport England's Facilities Planning Model National Facilities Audit 'run' for artificial turf pitches in Folkestone and Hythe district.

Used capacity: The used capacity of artificial grass pitches used for football is as follows. In the case of the pitches (AGPs) that also accommodate hockey use, hockey demand is also included:

<i>Pitch</i>	<i>Peak hours</i>	<i>Utilised peak hours</i>	<i>Peak utilisation rate</i>
Folkestone Academy (AGP)	17.00 - 21.00 Mon - Fri	15	75%
Three Hills Sports Park ('3G')	17.00 - 22.00 Mon - Fri	25	100%
Three Hills Sports Park (AGP)	17.00 - 22.00 Mon - Fri	21	84%

FA guidance on training needs: The FA’s guide figure for ‘3G’ pitch training needs is one full-sized pitch per 42 teams. With 130 football teams in Folkestone and Hythe district at present, there is a requirement for 3.1 pitches the district. Existing provision of one full-sized ‘3G’ pitch with no spare capacity creates an effective need for an additional 2.1 full-sized ‘3G’ pitches.

FA ‘3G’ pitch calculator for match play: The FA has developed a ‘3G’ pitch calculator to identify how all football match requirements could be accommodated on ‘3G’ pitches in a given area. The results of applying the calculator to Folkestone and Hythe district is tabulated below. Based upon 18 hours of availability at each pitch every weekend, there is a requirement for an additional 3.4 (effectively four) full-sized ‘3G’ pitches if all matches were to move to ‘3G’ pitches:

<i>Format</i>	<i>Number of teams</i>	<i>Teams playing at peak times</i>	<i>Fixture equivalents</i>	<i>Matches per pitch</i>	<i>Number of match sessions</i>	<i>Duration of session</i>	<i>Hours of play</i>	<i>‘3G’ pitch needs</i>
Adult football	27	17	9	1	8.5	2	17	4.4
Youth 11v11	40	40	20	1	20.0	2	40	
Youth 9v9	24	24	12	2	6.0	2	12	
Mini 7v7	23	23	12	2	5.8	1.5	8.7	
Mini 5v5	16	16	8	4	2.0	1	2	
TOTALS	130	120	61	-	42.3	-	79.7	

Facilities Planning Model: Sport England’s Facilities Planning Model (FPM) comprises a spatial assessment of all artificial grass pitch provision based on the nature of demand within an area and the available supply, taking into account issues such as capacity (hours of availability in the peak period) and accessibility. The key findings for artificial grass pitches in Folkestone and Hythe district (including those with sand-filled/dressed surfaces) for the National Facilities Audit ‘run’ of the FPM in 2017 were as follows:

- The FPM calculates that demand for artificial grass pitches in Folkestone and Hythe district is equivalent to 2.9 pitches, with football demand comprising 2.3 pitches and hockey demand 0.6 pitches. There is therefore calculated notional spare capacity of 0.8 pitches in the peak period.
- 86.6% of demand for artificial grass pitches in Folkestone and Hythe district is retained within the district, with only 13.4% exported to neighbouring areas. However, 30.3% of overall demand is imported from neighbouring areas, meaning that Folkestone and Hythe is a net exporter of demand for artificial grass pitches.
- Unmet demand is assessed as only 10% of total demand, which is equivalent to only 0.3 pitches, all of which is attributable to residents living outside the catchment of an artificial grass pitch. The geographical focus of unmet demand is concentrated in the south of the district.
- Collective used capacity is high at 89%.

Analysis: The assessed needs for ‘3G’ football turf pitches can be summarised as follows:

- The actual data on used peak-time pitch capacity confirms that there is no spare capacity at the existing ‘3G’ pitch.

- The calculated current shortfall using the FA guide figure for training needs is 2.1 full-sized pitches, which is based upon midweek evening usage, so does not affect the weekend demand profile for matches that is considered below.
- The calculated current shortfall were all matches that are currently played on grass to move to '3G' pitches is 3.4 full-sized pitches, which is based on weekend use and therefore would also be able to accommodate the midweek training demand for an additional 2.1 pitches.
- The FPM acknowledges the geographical concentration of unmet demand in the south of the district.

Assessment: Taking account of the data arising from each of the above evaluations, the following assessed needs for '3G' football turf pitches have been identified:

- The FPM assessment includes sand-filled/based surfaces which are not ideal for football and are needed for hockey use to expand. For this reason, the FPM assessment should be discounted for the purposes of assessing football needs.
- By the FA's methods of calculation, to meet football training needs there is a shortfall of 2.1 '3G' football turf pitches and if all matches were played on '3G' surfaces, there would be a need for a further 3.4 pitches.
- Given that that not all leagues, clubs and teams are convinced of the merits of playing matches on '3G' surfaces, basing requirements on training needs only would be the most pragmatic measure of need, given that this would still create enough capacity to accommodate more than half of the weekend match play demand.

5.8 Assessment of future needs

5.8.1 Population growth

FHDC's *'Strategic Housing Market Assessment'* (2016) generated a projected population of 126,505 for the district by 2037, based on a combination of demographic change and net migration. This will represent an increase of 18,536 people, or 17.2% over the 2011 census figure.

5.8.2 Potential changes in demand

Changes in demand for football in the in future can also be modelled on a trend-based projection. Three sets of data can help to inform this:

- **'Active People' survey:** The national rates of football participation between 2005 and the present, as measured by the 'Active People' survey, are as follows:

2005/6	2007/8	2008/9	2009/10	2010/1	2011/2	2012/3	2013/4	2014/5	2015/6	% Change
4.97%	5.18%	5.08%	4.96%	4.98%	4.94%	4.25%	4.39%	4.34%	4.28%	-0.69%

- **Local participation trends:** The change in football team numbers locally between 2011 and 2017 shows a fall in adult team numbers more than offset by increases in youth football and mini-soccer teams.

- **FA national strategic targets:** The FA's 'National Game Strategy 2016 - 2019' sets the following participation targets:
 - Maintain the existing numbers of adult male, female and disability teams.
 - Increase female youth participation by 11%.
- **Local football development:** The Kent FA is currently working to support the transition of U18/U21 players into open age football, which in time will impact upon demand for adult football as more teams transition into this format of the game. There has also been an organic growth in recreational football sessions for older female players, known as Ladies Veterans sessions, which has led to a new team Folkestone Foxes being created. This growth area may also impact on demand of pitches.

Balancing national trends that identify falling demand against recent local increases at youth and mini levels and the target increases in participation suggests that projecting future need based in current demand patterns is a reasonable basis for forecasting.

5.8.3 Site-specific pressures

Folkestone and Hythe District Council needs to identify sites upon which it can deliver its housing targets. Whilst planning policy offers protection to playing pitches, those sites that do not currently accommodate formal football activity may be vulnerable unless it can be proved that they are needed to accommodate existing or future shortfalls in supply or serve some other green space functions.

5.8.4 Potential changes in supply

There are no known development threats to any existing pitch sites, including those that are currently disused and the one additional pitch at The Stadium yet to be re-provided at The Stadium will merely replace what was previously lost to housing development. However, there is no secured community use of most of the pitches on school sites and so access could, in theory, be withdrawn at any time. For most types of grass pitch, there is currently sufficient capacity at secured sites to cover this eventuality, apart from:

- **Youth 11v11 pitches:** There would be a deficit of 3.0 match equivalents per week if sites without secured community access are excluded.
- **Youth 9v9 pitches:** There would be a deficit of 3.0 match equivalents per week if sites without secured community access are excluded.
- **Mini-soccer 7v7 pitches:** There would be a deficit of 2.0 match equivalents per week if sites without secured community access are excluded.

To secure existing pitches to meet both current and future needs, a priority should be to negotiate secured community use agreements with as many schools as possible.

5.8.5 Existing spare capacity

Existing spare capacities (shown with a '+' below) or deficits (shown with a '-' below) has been calculated in section 5.7 above and are as follows. The pitch equivalents are provided for illustrative purposes, based upon the weekly carrying capacity of a 'standard' quality grass pitch:

<i>Pitch type</i>	<i>Match equivalents</i>	<i>Pitch equivalents</i>
Adult	+4.0	+2.0
Youth 11v11	-2.0	-1.0
Youth 9v9	-2.0	-1.0
Mini-soccer 7v7	-1.0	-0.25
Mini-soccer 5v5	-2.5	-0.62

5.8.6 Future grass pitch needs

Future formal grass pitch needs to 2037 are modelled below using ‘Team Generation Rates’ (TGRs), which identify how many people in a specified age group in the district are required to generate one team. These are then applied to projected changes in population to identify the likely number of teams in the future. The extra pitch calculations provided for illustrative purposes are based upon the weekly carrying capacity of a ‘standard’ quality grass pitch:

<i>Sport</i>	<i>Age range</i>	<i>Current population</i>	<i>Current teams</i>	<i>TGR</i>	<i>Population 2037</i>	<i>Teams 2037</i>	<i>Extra teams</i>	<i>Extra pitches</i>
Adult male football	17-45	19,251	27	1: 713	22,562	32	5	2.5
Adult female football	17-45	18,693	0	-	21,908	0	0	0
Boys youth 11v11 football	12-16	3,440	39	1: 88	4,032	46	7	3.5
Girls youth 11v11 football	12-16	3,215	1	1: 3,215	3,778	1	0	0
Boys youth 9v9 football	10-11	1,297	20	1: 65	1,524	23	3	1
Girls youth 9v9 football	10-11	1,235	4	1: 309	1,451	5	1	0.5
Mini-soccer 7v7 (mixed)	8-9	2,242	23	1: 98	2,634	27	4	1.0
Mini-soccer 5v5 (mixed)	6-7	2,218	16	1: 139	2,599	19	3	1.0

5.8.7 Future ‘3G’ pitch needs

Future ‘3G’ pitch needs to 2037 are modelled based upon the projected number of additional teams identified above (23) multiplied by the FA’s guide figure of 42 teams per pitch, to produce a requirement for 0.55 additional full-sized pitches for training needs, in addition to the existing assessed shortfall of two pitches.

5.9 Key findings and issues

5.9.1 What are the main characteristics of current supply and demand?

- **Demand trends:** There has been a long-term decline in adult football in the district, mirroring wider national trends. However, the survey returns from Folkestone and Hythe district football clubs shows a strong and relatively stable position in the youth and mini participation, with 75% of clubs experiencing membership increases in these age groups in the past three years, with three clubs currently operating waiting lists.
- **Women and Girls:** Women and girls football is significantly under-developed in the district, with only one girl’s youth 11v11 team and four girl’s youth 9v9 teams.
- **Pitch quality:** The quality of pitch and related facilities provision is at least ‘standard’, with relatively few ‘poor’ quality elements to compromise pitch carrying capacity. Hawkinge Sports Ground, Hythe Town FC and South Road Recreation Ground have received FA Pitch Improvement visits and will be implementing recommendations to improve the short, medium and long-term condition of the pitches.

- **Imported demand:** Evidence from the football clubs survey suggests that there is significant imported football demand to the three clubs in the district that play in the FA's National League system, which offer the highest standard of play locally.
- **'3G' football turf pitches:** With only one '3G' pitch in the district, there is an assessed shortfall of two further pitches. Hythe Town Youth FC have aspirations to provide a '3G' pitch. The geographical shortfall in the Romney Marsh sub-area is another measure of deficiency.
- **Secured pitch provision:** Fewer than one-in-eight of the football pitches in Folkestone and Hythe district are on sites without secured community use. This is a relatively low proportion compared with neighbouring areas and is a positive factor in ensuring continued access to the vast majority of local pitches. Folkestone Invicta FC has only a five-year licence to occupy the Buzzlines Stadium and therefore is unable to attract external funding for facilities improvements.

5.9.2 Is there enough accessible and secured community use to meet current demand?

- **Adult grass pitches:** There is collective spare capacity of 4.0 weekly match equivalent sessions at accessible, community-secured sites, which notionally equates to 2.0 'standard' quality pitches. The six sites with spare capacity are spread throughout the district, offering local potential to accommodate additional use.
- **Youth 11v11 pitches:** There is a deficit of 3.0 weekly match equivalent sessions at the community-secured sites, which notionally equates to 1.5 'standard' quality pitches.
- **Youth 9v9 pitches:** There is a deficit of 3.0 weekly match equivalent sessions at community-secured sites, which notionally equates to around 1.5 'standard' quality pitches.
- **Mini-soccer 7v7 pitches:** There is a deficit of 2.0 weekly match equivalent sessions at community-secured sites, which notionally equates to around 0.5 'standard' quality pitches.
- **Mini-soccer 5v5 pitches:** There is a deficit of 2.5 weekly match equivalent sessions at the community-secured sites, which notionally equates to around 0.62 'standard' quality pitches.
- **'3G' football turf pitches:** There is no peak-time spare capacity at the only '3G' football turf pitch in the district and an assessed shortfall of 2.0 pitches.

5.9.3 Is the accessible provision of suitable quality and appropriately maintained?

- **Quality:** Pitch quality was rated 'poor' at only four out of 47 community accessible football pitches in the district. However, quality is at the lower end of 'standard' at a further eight pitches, many of which are likely to fall into the 'poor' category in the future, without enhanced maintenance.
- **Maintenance:** The opinions of respondents to the football clubs' survey were variable on how the standard of grass pitch maintenance has changed in the past few years, with 16.7% believing it has improved, 50% that it has stayed the same and 33.3% that it has deteriorated.

5.9.4 What are the main characteristics of future supply and demand?

- **Population growth:** The district’s population is projected to increase by 18,536 people by 2037, a 17.2% increase over the 2011 census figure.
- **Changes in demand:** Balancing past trends that identify falling demand against the target increases in participation suggests that projecting future need based on current demand patterns is a reasonable basis for forecasting.
- **Changes in supply:** There are no known development threats to any existing pitch sites, including those that are currently disused. However, there is no secured community use of six pitches on school sites and so access could, in theory, be withdrawn at any time.
- **Existing spare capacity:** The only existing spare capacity is at adult football pitches, which is equivalent to two ‘standard’ quality pitches.
- **Future needs:** Based on projected population growth, these are assessed as follows:
 - Adult grass pitches: 2.5 additional pitches.
 - Youth 11v11 grass pitches: 3.5 additional pitches.
 - Youth 9v9 grass pitches: 1.5 additional pitches.
 - Mini-soccer 7v7 pitches: 1 additional pitch.
 - Mini-soccer 5v5 pitches: 1 additional pitch.
 - ‘3G’ football turf pitches: 0.55 additional pitches.

5.9.5 Is there enough accessible and secured provision to meet future demand?

The situation at community accessible pitches in the district is summarised below. Match equivalents have been converted into pitch notional requirements for illustrative purposes:

<i>Pitch type</i>	<i>Current secured pitches</i>	<i>Current secured peak spare pitch capacity</i>	<i>Current peak needs</i>	<i>Extra peak needs by 2031</i>	<i>Total peak needs by 2031</i>	<i>Additional secured pitch needs</i>
Adult football	21	2.0	19.0	2.5	21.5	0.5
Youth 11v11	3	-1.5	4.5	3.5	8.0	5.0
Youth 9v9	7	-1.5	8.5	1.5	10.0	3.0
Mini 7v7	9	-0.5	8.5	1	9.5	1.5
Mini 5v5	6	-0.62	6.62	1	7.62	1.62
‘3G’	1	-2.0	3.0	0.55	3.55	2.55

5.10 Scenario Testing

5.10.1 Introduction

Based upon the key findings and issues identified above, a number of scenarios have been examined, to identify the optimum approach to addressing needs.

5.10.2 Scenario 1: Re-instating un-used and disused pitches

- **Rationale:** There are five un-used adult football pitches (with collective weekly capacity of 10.0 match equivalent sessions), one youth 9v9 pitch (with weekly capacity of 2.0 match equivalent sessions) and one mini 5v5 pitch (with weekly capacity of 4.0 match equivalent sessions). It would therefore make sense to consider resuming use of these pitches to meet additional future demand, rather than making entirely new provision.
- **Advantages:** The advantages of this scenario are as follows:
 - Most pitches were used until recently, so could be reinstated at relatively low cost.
 - All have secured community access so usage would be assured.
- **Disadvantages:** The disadvantages of this scenario are as follows:
 - Usage was discontinued at all the sites because of localised falling demand and despite capacity issues at some of the currently used sites in Folkestone and Hythe, district clubs and teams have declined to take advantage of the available alternatives at present.
 - Use at some sites was discontinued because of pitch quality issues which will need to be addressed if the pitch capacity is to be maximised and users attracted back.
- **Conclusions:** This scenario offers some advantages for enhancing local pitch capacity on a relatively cost-effective basis and should therefore be examined further on a site-by-site basis.

5.10.3 Scenario 2: Accessing pitches on education sites

- **Rationale:** 11 adult football pitches (with collective weekly capacity of 22.0 match equivalent sessions), four youth 11v11 pitches (with collective weekly capacity of 8.0 match equivalent sessions), 21 youth 9v9 pitches (with collectively weekly carrying capacity of 42.0 match equivalent sessions), eight mini-soccer 7v7 pitches (with collective weekly capacity of 32.0 match equivalent sessions) and one mini-soccer 5v5 pitch (with weekly carrying capacity of 4.0 match equivalent sessions) are on school sites with no current community access. These represent one option for expanding current and future pitch capacity.
- **Advantages:** The advantages of this scenario are as follows:
 - The pitches already exist and therefore could be brought into use at little or no additional cost.

- There would be opportunities to establish closer school-club links if community-based clubs were playing on school sites.
 - There are many other benefits of dual use to a school, including providing an alternative avenue to engage with those parents that the school has difficulty in reaching through typical school activities and being seen as a community hub.
 - If all education pitches were brought into community use, with some interchangeability of use (e.g. adult pitches and youth 11v11) all current and future needs could be met.
- **Disadvantages:** The disadvantages of this scenario are as follows:
 - None of the schools has community use at present, so there is no guarantee that they would be prepared to commence such an arrangement.
 - None of the sites has a formal Community Use Agreement, so continued access would not be secured.
 - **Conclusions:** This scenario offers some advantages for enhancing local pitch capacity on a relatively cost-effective basis and should therefore be examined further on a site-by-site basis.

5.10.4 Scenario 3: De-commission all council-operated football pitches

- **Rationale:** Folkestone and Hythe District Council provides 10 football pitches at three sites in the district, all of which ‘standard’ quality. In addition, six further pitches at Council-owned sites are currently unused. Providing pitches is a permissive rather than a statutory requirement for local authorities, therefore the council is under no obligation to provide pitches. If alternatives were available therefore, the Council could decommission all its pitches.
- **Advantages:** The advantages of this scenario are as follows:
 - The table below models the effects of removing council pitches, but re-instating un-used and disused pitches, plus those on school sites with no current community access. The data shows that with some rationalisation (conversion of some pitch types which show spare capacity to those types showing a deficit), all current football needs could theoretically be met without using council-owned pitches.

<i>Pitch type</i>	<i>Secured non-FHDC pitches</i>	<i>Current peak needs</i>	<i>Deficit at non-FHDC pitches</i>	<i>Unused non-FHDC pitches</i>	<i>Pitches with no access</i>	<i>Position including unused/no access pitches</i>
Adult football	22	19.5	+5	5	11	+21
Youth 11v11	3	5.0	-3	0	4	+1
Youth 9v9	7	7.83	-2	1	21	+22
Mini 7v7	8	8.5	-1.5	0	8	+6.5
Mini 5v5	6	6.62	-2.5	1	1	-0.5

- There would be significant pitch maintenance cost savings for the Council.

- **Disadvantages:** The disadvantages of this scenario are as follows:
 - As indicated in Scenario 1 above, some of the disused pitches were abandoned because of their poor quality and therefore there would be capital cost implications in re-instating them to a standard that would sustain sufficient use to compensate for the loss of the Council pitches.
 - As indicated in Scenario 2 above, schools are under no obligation to hire their pitches for community use and many are unwilling to do so for a variety of reasons including wear-and-tear to the playing surfaces that impacts adversely upon education use and logistical problems of accessing school fields out of hours. For this reason, no assumptions could be made about community accessibility to school pitches.
- **Conclusions:** It would be unacceptably risky to decommission the Council's football pitches, given the high degree of uncertainty over the quality of the currently unused pitch stock and the difficulties of securing community use of school pitches. However, the Council should keep the position under regular review and could decommission pitches should demand patterns permit. If this option is considered, the Council should consult the Kent FA to establish its views on the position at individual sites. Furthermore, any sites with decommissioned pitches should be kept as public open space, to allow for the re-instatement of pitches in the future, in response to increases in demand.

5.10.5 Scenario 4: Improve existing pitch carrying capacity

- **Rationale:** 80.8% of football pitches in Folkestone and Hythe district are either 'standard' or 'poor' quality and as such their carrying capacity is compromised. If all pitches were upgraded to 'good' quality and subsequently maintained as such, it would improve overall usage capacity and reduce or eliminate the shortfalls in provision.
- **Advantages:** The advantages of this scenario are as follows:
 - If all 'standard' or 'poor' quality pitches were upgraded to 'good' quality, it would increase the collective weekly carrying capacity of pitches in the district by 19 match equivalent sessions for adult football pitches, 4 match equivalent sessions for youth 11v11 pitches, 15 match equivalent sessions for youth 9v9 pitches, 18 match equivalent sessions for mini 7v7 pitches and 8 match equivalent sessions for mini 5v5 pitches.
 - This would be a cost-effective option compared with the expense of providing new pitches, particularly if land acquisition costs are factored in.
- **Disadvantages:** The disadvantages of this scenario are as follows:
 - The main pinch point in the football pitch supply-demand balance is peak time spare capacity, rather than the weekly carrying capacity. Even with some fixture scheduling to allow consecutive youth and mini-soccer matches, it would still not be possible to accommodate all current needs at peak times, other than for adult pitches.

- The capital cost of pitch improvements may be supported by the Premier League and the FA Facilities Fund Small Grants Scheme, the main financial challenge to many pitch providers would be meeting the revenue cost implications of the enhanced works associated with maintaining the pitch quality as ‘good’.
- **Conclusions:** Whilst pitch quality improvements would improve carrying capacity at some sites, it would have only limited effect on availability in the peak period and would therefore not offer the optimum solution for meeting current and projected future deficits.

5.10.6 Scenario 5: Transferring all play to ‘3G’ football turf pitches

- **Rationale:** The FA has a target for 50% of all youth football and mini-soccer matches to be played on ‘3G’ football turf pitches by 2019 and given that 80.8% of grass football pitches in Folkestone and Hythe district are rated as either ‘standard’ or ‘poor’ quality, moving all play to all-weather surfaces would overcome the problems of fixture postponements. To achieve this, the ‘3G’ pitch requirements would be as follows:
 - **Training demand:** If all 130 teams in the district had access to one-third of a full-sized ‘3G’ pitch for one training session per week, each pitch could accommodate 42 midweek training sessions per week so there would be a requirement for 3.1 pitches to meet these needs.
 - **Match demand:** The FA has developed a ‘3G’ pitch calculator to identify how all football match requirements could be accommodated on ‘3G’ pitches in a given area. The results of applying the calculator to Folkestone and Hythe district is tabulated below. The assumptions include 18 hours of availability at each pitch every weekend:

<i>Format</i>	<i>Number of teams</i>	<i>Teams playing at peak times</i>	<i>Fixture equivalents</i>	<i>Matches per pitch</i>	<i>Number of match sessions</i>	<i>Duration of session</i>	<i>Hours of play</i>	<i>‘3G’ pitch needs</i>
Adult football	27	17	9	1	8.5	2	17	4.4
Youth 11v11	40	40	20	1	20.0	2	40	
Youth 9v9	24	24	12	2	6.0	2	12	
Mini 7v7	23	23	12	2	5.8	1.5	8.7	
Mini 5v5	16	16	8	4	2.0	1	2	
TOTALS	130	120	61	-	42.3	-	79.7	

- **Advantages:** The advantages of this scenario are as follows:
 - All current demand for football training and matches could in theory be accommodated on 4.4 (effectively five) full-sized ‘3G’ football turf pitches, with careful fixture scheduling and some flexibility over current kick-off times.
 - The quality of pitch surfaces would enhance the quality of play and provide a better user experience.
 - Resources could be focussed on fewer sites with better changing facilities, which would again provide a better user experience.

- **Disadvantages:** The disadvantages of this scenario are as follows:
 - In practice, fixture scheduling is likely to be problematic given the degree of flexibility required to alter current kick-off times to suit availability at fewer pitches.
 - Not all leagues, clubs and teams are convinced of the merits of '3G' football turf pitches, with some preferring to play fixtures on grass.
- **Conclusions:** The phased introduction of more '3G' pitches in the district over the lifespan of the PPS would allow the gradual migration of football training and matches to '3G' pitches. If '3G' pitch provision is expanded to meet the assessed training needs of football (2.1 extra full-sized pitches), this will accommodate more than half of the potential extra demand for match play at weekends in any event.

5.11 Policy recommendations

5.11.1 Introduction

The recommendations in relation to football are made in the context of the National Planning Policy Framework (NPPF) paragraph 74, which stipulates that existing open space including playing pitches, should not be built upon unless:

- An assessment has taken place which has clearly shown the open space to be surplus to requirements, or;
- The loss resulting from the proposed development would be replaced by equivalent or better provision in terms of quantity and quality, in a suitable location, or;
- The development is for alternative sport and recreation provision, the needs for which clearly outweighs the loss.

The following recommendations are arranged under the three main headings of 'protect', 'enhance' and 'provide'.

5.11.2 Protect

Recommendation 1 - Safeguarding existing provision: The Folkestone and Hythe PPS comprises a robust and evidence-based assessment of current and future needs for football in the district. The Strategy has identified a need for all current and disused football pitch sites to be retained, on the basis of the specific identified roles that each can play in delivering the needs of the sport and/or other wider open space functions in Folkestone and Hythe district both now and in the future. It is therefore recommended that existing planning policies continue to support the retention of all sites, based upon the evidence in the PPS. In the event that any pitch sites do become the subject of development proposals, this will only be permissible they are replaced and meet policy exception E4 of Sport England's Playing Fields Policy. This states that 'the playing field or playing fields which would be lost as a result of the proposed development must be replaced by a playing field or playing fields of an equivalent or better quality and of equivalent or greater quantity, in a suitable location and subject to equivalent or better management arrangements, prior to the commencement of development'.

Recommendation 2 - Security of tenure: Whilst fewer than one-in-eight of the football pitches in Folkestone and Hythe district are on sites without secured community use, the absence of a Community Use Agreement at some school sites makes it impossible to assume the continued availability of the pitches for the community. It also makes it impossible for a school to apply for external grant funding to improve its facilities, including the receipt of funds from developer contributions. It is therefore recommended that efforts are made to achieve security of Community Use Agreements at sites without them at present.

5.11.3 Enhance

Recommendation 3 - Improving existing 'poor' quality provision: Four pitches (8.5%) in the district are rated as 'poor' quality and several more are rated at the lower end of 'standard' quality. Additionally, 16 pitches (34.8%) are served by 'poor' quality or no changing facilities. This reduces the quality of playing experience, may present child protection issues in relation to simultaneous male and female and adult and junior use of changing provision and may deter some potential participants. Subject to security of tenure issues, it is recommended that:

- The site owners concerned should be supported to apply for external funding for facility enhancements, including the receipt of developer contributions (see below) where the usage capacity would be enhanced.
- If funding is not available, sites could be designated as exclusively adult or youth sites, to avoid the problems of mixed adult-youth changing areas.
- Sites with poor playing surfaces should apply to be part of the FA Pitch Improvement Programme, which will offer a programme to improve the short, medium and long-term maintenance of pitches to improve pitch quality.

Recommendation 4 - Developer contributions (enhancements): Some of the additional demand for football arising from the proposed housing development in Folkestone and Hythe district to 2037, should be accommodated through enhancements to existing pitches and facilities. It is recommended that the site-specific action plan in the Folkestone and Hythe PPS be used as the basis for determining facility enhancements that demonstrably relate to the scale and location of specific developments and that an appropriate level of financial contributions be sought under Section 106 or CIL arrangements, to cover the capital and revenue implications of the enhancements. The relevant costs have been calculated using Sport England's *Playing Pitch New Development Calculator* in the appendix to this PPS. To facilitate this, specific larger playing pitch projects should be listed as 'relevant infrastructure', under CIL Regulation 123. Funding for smaller playing pitch projects should be collected via Section 106 contributions. It is also recommended that Sites being considered for Section 106 or CIL funding should be subject to an assessment under the FA Pitch Improvement Programme to verify the needs and to provide a detailed maintenance programme for the pitches in the short, medium and long term.

5.11.4 Provide

Recommendation 5 - '3G' football turf pitches: There is a current shortfall of two full-sized '3G' pitches in the district, with demand equivalent to a further full-sized pitch being generated by population growth by 2037. '3G' pitches are an important component of football provision, because their all-weather nature and floodlights enable a high volume of play to be accommodated on good quality playing surfaces. The provision of additional '3G' pitches to meet needs identified in the Folkestone and Hythe PPS should be supported as a priority in appropriate locations. In addition:

- All new-build/refurbished '3G' football turf pitches should be constructed to FIFA Quality/One Star accreditation or equivalent International Artificial Turf Standards (IATS) as a minimum.
- All '3G' football turf pitches should be tested in accordance with the required performance criteria for the FA and registered on the FA Register for '3G' football turf pitches.
- '3G' football turf pitch providers should ensure that pricing policies do not deter grass roots football clubs usage. Match rates at weekends should be consistent with fees and charges for grass pitches in Folkestone and Hythe district.
- Sinking funds should be in place to maintain '3G' football turf pitch quality in the long term, by providing sufficient money for periodic replacement of the pitch carpet. The FA recommends £25k per annum.

Recommendation 6 - Developer contributions (new provision): Most of the extra demand for football arising from the proposed housing development in Folkestone and Hythe district to 2037, will need to be accommodated through the provision of new pitches and facilities. It is recommended that the site-specific action plan in the Folkestone and Hythe PPS be used as the basis for determining which proposed new facilities demonstrably relate to the scale and location of specific developments and that an appropriate level of financial contributions be sought under Section 106 or CIL arrangements, to cover their capital and revenue cost implications. To facilitate this, specific larger playing pitch projects should be listed as 'relevant infrastructure', under CIL Regulation 123. Funding for smaller playing pitch projects should be collected via Section 106 contributions.

5.12 Action Plan

5.12.1 Introduction

In the context of the high-level recommendations above, the tables below set out the football site-specific action plan to guide the implementation of the strategy. The abbreviations stand for FHDC - Folkestone and Hythe District Council, FA - Football Association and GANTIP - Grass and Natural Turf Pitch Improvement Programme. The capital cost estimates are based upon Sport England's *Facility Costs - Second Quarter of 2017* (2017).

5.12.2 Key strategic actions

<i>Issues</i>	<i>Action</i>	<i>Lead</i>	<i>Partners</i>	<i>Resources</i>	<i>Priority</i>
Community access to education pitches	Pursue formal Community Use agreements at all existing and any future proposed pitches on education sites.	FHDC	Academies and schools Kent County Council	Possible funding for improvements to physical accessibility.	High
Securing developer contributions	Ensure that policy provision is made to secure developer contributions towards new and improved football facilities.	FHDC	Developers	Determined by Sport England's New Development Calculator	High
Identification of sites for additional '3G' football turf pitches	Examine the feasibility of providing additional pitches in Hythe and New Romney, to achieve a geographical spread.	FHDC	Potential host sites	£10,000 for feasibility studies	High

5.12.3 Site specific actions

<i>Site</i>	<i>Issues</i>	<i>Action</i>	<i>Lead</i>	<i>Partners</i>	<i>Resources</i>	<i>Priority</i>
Buzzlines Stadium	Folkestone Invicta FC has only a 5-year licence for the Stadium and cannot access funding	Negotiate an extended period of secure tenure	Folkestone Invicta FC	-	-	High
Cheriton Recreation Ground	<ul style="list-style-type: none"> Pitches used to over peak capacity No on-site changing 	<ul style="list-style-type: none"> Review grounds maintenance with GANTIP Review need for changing facilities 	FHDC	GANTIP	-	Medium
Churchill Primary School	<ul style="list-style-type: none"> Pitches used to over peak capacity No secured community use 	<ul style="list-style-type: none"> Review grounds maintenance with GANTIP Pursue Community Use Agreement 	FHDC	Churchill Primary School GANTIP	-	Medium
Hawkinge Sports Ground	Youth/mini pitches used to over peak capacity	Hawkinge Youth FC continue to manage fixture scheduling	Hawkinge YFC	-	-	High
Hythe Cricket & Squash Club	No current issues	No action required	-	-	-	-
Le Quesne	Poor quality changing facilities	New changing at The Stadium to cater for transferred use.	FHDC	Developer	£250,000	High
Lympne Playing Field	No current issues	No action required	-	-	-	-
Marsh Academy	Youth/mini pitches used to over peak capacity	Grasshopper JFC continue to manage fixture scheduling	GJFC	-	-	High

Site	Issues	Action	Lead	Partners	Resources	Priority
New Romney Sports Club	<ul style="list-style-type: none"> • Pitches used to over peak capacity • Poor quality changing • New Romney TC has proposals for a community centre on site, with changing facilities. 	<ul style="list-style-type: none"> • New Romney FC continue to manage fixture scheduling • Support New Romney TC to seek external funding for changing facility improvements 	New Romney SC New Romney TC	FHDC Football Foundation	£250,000 for changing facilities	High
Palmarsh Primary School	No secured community use	Pursue Community Use Agreement	FHDC	Palmarsh Primary School	-	Medium
Reachfields Stadium	No current issues	No action required	-	-	-	-
Sellindge Sports and Social Club	<ul style="list-style-type: none"> • Poor quality pitch • No current use of youth/mini pitches 	<ul style="list-style-type: none"> • Review grounds maintenance with GANTIP • Encourage use of youth/mini pitches 	Sellindge SSC	GANTIP	-	High
South Road Recreation Ground	Youth/mini pitches used to over peak capacity	Hawkinge Youth FC continue to manage fixture scheduling	Hythe Town YFC	-	-	High
The Lindsey Field	No current issues	No action required	-	-	-	-
The Rype	Poor quality pitches	Review grounds maintenance with GANTIP	Hythe Town Council	GANTIP	-	Medium
The Stadium	<ul style="list-style-type: none"> • Poor quality changing • One more adult pitch required to replace provision at Le Quesne 	<ul style="list-style-type: none"> • Complete proposed changing facilities • Ensure that one additional adult pitch is provided 	FHDC	Developers	£85,000	High
Three Hills Sports Park	Pitches used to over peak capacity	Manage fixture scheduling	Shepway Leisure	-	-	High

6 CRICKET NEEDS IN FOLKESTONE AND HYPHE

6.1 Key stakeholders

The key stakeholders delivering cricket in Folkestone and Hythe district are:

- ***Kent Cricket:*** The Community Team of Kent Cricket manages recreational cricket in the county, from its grass-roots foundations through to the interface with the first-class game and beyond. Its mission is to encourage, support and promote participation and development of the game at all levels, ages and abilities and to promote excellence in playing, coaching, officiating and the quality of both playing surfaces and social accommodation facilities.
- ***Kent Cricket-affiliated clubs:*** There are 13 affiliated clubs in Folkestone and Hythe district, who collectively run 32 adult and 13 junior teams.
- ***Folkestone and Hythe Cricket Development Group:*** The Group coordinates cricket activities in Folkestone and Hythe district with emphasis on youth competitions and development. This includes the Saxon Shore League which runs several indoor and outdoor competitions in the Under 11, Under 13 and Under 15 age groups. Its activities are linked to the county development programmes feeding promising boys and girls into the county squad system
- ***Pitch providers:*** All pitches in the district are managed and maintained by cricket clubs.

6.2 National cricket strategy

The England and Wales Cricket Board's strategy for 2016 - 2020 '*Cricket Unleashed*' (2016) contains the following priorities of relevance to Folkestone and Hythe district:

Clubs and leagues:

- Promoting player driven formats of the game in leagues.
- Providing more opportunities to play across the whole league structure.
- Delivering a new club affiliation core offer.
- Delivering new training opportunities for coaches, officials and groundstaff.
- Delivering a volunteer offer to drive recruitment, retention and recognition.

Kids:

- Developing an ability-based pathway for children aged 5-12 for adoption in clubs, schools and youth organisations.
- In partnership with Chance to Shine, expanding the reach of the game into all schools across the country through a combination of bat and ball opportunities, a national teacher ambassador program and curriculum-aligned classroom resources.

- Creating a seamless transition across the age groups and different formats to reduce the current drop out at key ages.
- Promoting shorter pitch lengths for younger age groups.

Communities:

- Implementing inclusion and engagement strategies to deliver welcoming environments and opportunities for players of diverse backgrounds.
- Prioritising additional investment in coaches for women's, girl's, multicultural groups and disability cricket.
- Increasing the opportunities for people with a disability to take part and play cricket.
- Maximising the impact of hosting ICC global events to inspire a more diverse participation base to play cricket.
- Delivering and investing in cricket programmes that are specifically designed to bring communities together and improve physical and mental wellbeing.

Casual:

- Delivering simple and enjoyable casual cricket offers.
- Developing a 5 or 6-a-side version of cricket, played on artificial wickets to engage players at all ages and levels.
- Supporting innovation such as Last Man Stands, Indoor, Tape-ball and Beach Cricket.
- Creating a year-round participation programme using artificial wickets, indoor centres and other indoor spaces to allow all-year round play.
- Driving availability of bats and balls for unstructured play.

6.2.1 Implications of the strategic context

The implications of the strategic context for cricket in Folkestone and Hythe district are as follows:

- ***Wider agendas:*** Given the increasing limitations on public finances, demonstrating the role that cricket can play in delivering wider agendas such as health and wellbeing is a key requirement for attracting investment.
- ***Policy shifts:*** The move in national sports policy towards prioritising new participants will create a challenge for cricket to demonstrate that it can attract new and lapsed participants. Recent innovations such as 'Last Man Stands' and Tape-ball might prove more attractive than the more traditional model, although there is no activity of this type in Folkestone and Hythe district currently.

6.3 Cricket demand in Folkestone and Hythe district

6.3.1 Affiliated clubs and teams

A questionnaire survey of clubs affiliated to Kent Cricket produced responses from three clubs, collectively representing 16 of the 45 teams in the district (a 35.6% response rate). Folkestone Cricket Club, Hawkinge Cricket Club and Saltwood Cricket Club responded.

The survey was supplemented by consultation with the Folkestone and Hythe Cricket Development Group, which increased the response rate from cricket clubs in the district to 39 teams, or 86.7% of the 45 affiliated teams in Folkestone and Hythe district. The following clubs in Folkestone and Hythe district affiliate to Kent Cricket:

<i>Club</i>	<i>Home Ground</i>	<i>Adult Teams</i>	<i>Junior Teams</i>
Brookland Cricket Club	Brookland Cricket Club	2	0
Elham Valley Cricket Club	Elham Valley Cricket Club	3	3
Folkestone Cricket Club	Folkestone Cricket Club	5	4
Hawkinge Cricket Club	Hawkinge Cricket Club	2	1
Hythe Cricket Club	Hythe Cricket and Squash Club	4	2
Hythe Green Cricket Club	Saltwood Cricket Club	2	0
Lydd Cricket Club	The Banks	1	0
New Romney & Littlestone CC	New Romney Sports Club	1	1
Saltwood Cricket Club	Saltwood Cricket Club	2	2
Selsted Cricket Club	Selsted Cricket Club	3	0
Sibton Park Cricket Club	Sibton Park Cricket Club	2	0
Stowting Cricket Club	Dawe's Field	4	0
Westbourne Cricket Club	The Harvey Grammar School	1	0
TOTALS	-	32	13

6.3.2 Demand trends

- National trends:** The ECB's most recent 'National Cricket Playing Survey' (2015) identified a 7% decrease in player numbers between 2013 and 2014. Of the 850,000 players nationally, 250,000 are 'core' players (playing at least 12 times per season), 400,000 are 'occasional' players (playing between three and 11 times per season) and 200,000 are 'cameo' players (playing once or twice per season). 5% of all organised fixtures were cancelled in 2014 because at least one of the teams was unable to field eleven players.
- Local trends:** The table below compares cricket team numbers in Folkestone and Hythe district between the 2011 and 2018 and illustrates reductions in team numbers in both main age groups:

<i>Team Type</i>	<i>No. Teams 2011</i>	<i>No. Teams 2018</i>	<i>% Change</i>
Adult teams	41	32	-21.9%
Junior teams	25	13	-48.0%
TOTAL TEAMS	66	45	-31.8%

6.3.3 Displaced demand

Displaced demand relates to play by teams or other users of playing pitches from within the study area which takes place outside of the area:

- Folkestone and Hythe-based clubs responding to the club’s survey collectively draw all their membership from within the district.
- There is no evidence of imported demand to Folkestone and Hythe district from neighbouring areas.

6.3.4 Unmet demand

Unmet demand takes a number of forms:

- Teams may have access to a pitch for matches but nowhere to train or vice versa.
- Some pitches may be unavailable to the community.
- The poor quality and consequent limited capacity of pitches in the area and/or a lack of provision and ancillary facilities which meet a certain standard of play/league requirement.

Consultation with local clubs and the Folkestone and Hythe Cricket Development Group indicated that there is no unmet demand in Folkestone and Hythe district at present. Indeed, all clubs have experienced falling memberships and have spare capacity to accommodate new members.

6.3.5 Latent demand

Whereas unmet demand is known to currently exist latent demand is demand that evidence suggests may be generated from the current population should they have access to more or better provision. Consultation with local clubs and the Folkestone and Hythe Cricket Development Group indicated that there is no evidence of any latent demand in Folkestone and Hythe district at present.

6.4 Cricket supply in Folkestone and Hythe

6.4.1 Cricket facilities

Provision of cricket pitches in Folkestone and Hythe district is set out below. The pitches included in the analysis are defined as natural grass or artificial turf wickets.

- **Available for community use and used:**

<i>Site</i>	<i>Address</i>	<i>Grass wickets</i>	<i>Artificial wickets</i>
Brookland Cricket Club	Old House Lane, Brookland TN29 9RN	8	-
Dawe’s Field	Stowting Hill, Stowting TN25 6BE	8	-
Elham Valley Cricket Club	Holloway, Park Lane, Elham CT4 6NF	14	-
Folkestone Cricket Club	Cheriton Road, Folkestone CT19 5JU	40	-
Hawkinge Cricket Club	Cricketers Close, Hawkinge CT18 7NH	12	1
Hythe Cricket & Squash Club	The Grove, Hythe CT21 6AX	12	1
New Romney Sports Club	Station Road, New Romney TN28 8LQ	6	-

<i>Site</i>	<i>Address</i>	<i>Grass wickets</i>	<i>Artificial wickets</i>
Saltwood Cricket Club	Tanners Hill, Hythe CT21 5HY	13	-
Selsted Cricket Club	Stockham Lane, Selsted CT15 7HH	9	1
Sibton Park Cricket Club	Longage Hill, Folkestone CT18 8HB	12	1
The Banks	Dennes Lane, Lydd TN29 9JY	6	-
The Harvey Grammar School	Cheriton Road, Folkestone CT19 5JY	8	1
TOTALS	-	148	5

- **Available for community use and not used:** There are no available sites that are unused.
- **Not available for community use:**

<i>Site</i>	<i>Address</i>	<i>Grass wickets</i>	<i>Artificial wickets</i>
Brockhill Park College	Sandling Road, Hythe CT21 4HL	-	1
Folkestone Academy	Academy Lane, Folkestone CT19 5FP	-	1
Marsh Academy Leisure Centre	Station Road, New Romney TN28 8BB	-	1
Pent Valley Leisure Centre	Tile Kiln Lane, Folkestone CT19 4PB	-	1
The Harvey Grammar School	Cheriton Road, Folkestone CT19 5JY	8	-
TOTALS	-	8	4

- **Not available as disused:**

<i>Site</i>	<i>Address</i>	<i>Grass wickets</i>	<i>Artificial wickets</i>
Dymchurch Recreation Ground	St. Mary's Road, Dymchurch TN29 0PW	8	-
Le Quesne	North Road, Folkestone CT20 3HL	6	-
Sellindge Sports and Social Club	Swan Lane, Sellindge TN25 6HB	8	-
TOTALS	-	22	0

6.4.2 Cricket facilities quality

The qualitative analysis of pitches in Folkestone and Hythe district involved visits to all cricket pitches, to undertake the sport-specific non-technical visual inspections produced by the ECB for Sport England's *Playing Pitch Strategy Guidance* (2013). Because of the timing of the PPS work, the site visits were undertaken outside of the cricket season, so to ensure that the 'scores' were an accurate reflection of the pitch playing conditions in particular, additional consultation was undertaken with the Folkestone and Hythe Cricket Development Group, to ensure that the assessments were moderated by local experts. Notwithstanding this, site assessments should be undertaken in season as part of the PPS 'Stage E' review work in due course.

The assessment generated 'scores' for each site by evaluating the condition of:

- **Grass wickets:** This includes presence of line markings, evidence of rolling, grass cut and height, repaired wickets, grass coverage and ball bounce.
- **Outfield:** This includes grass coverage, length of grass, evenness and evidence of unofficial use or damage to the surface.
- **Non-turf wickets:** This includes integration with the surrounding grass, evenness, stump holes any evidence of moss, tears or surface lifting and ball bounce.

- **Changing facilities:** This includes the presence or absence of umpires' provision, toilets, hot/cold water, heating and an assessment of the condition of the building.
- **Non-turf practice nets:** This includes integration with the surrounding grass, surface quality, ball bounce, safety and integrity of the steel frame and nets and safety signage.

The assessment generates a 'score' for each site by evaluating the condition of the wickets, outfield, ancillary facilities and practice nets. Blank cells in the table mean that the feature concerned is absent from the site in question. The ratings for each cricket pitch site in Folkestone and Hythe district are as follows, with features rated as 'good' highlighted in green, 'standard' in yellow and 'poor' in red.:

<i>Site</i>	<i>Grass wicket</i>	<i>Artificial wicket</i>	<i>Outfield</i>	<i>Pavilion</i>	<i>Practice nets</i>
Brookland Cricket Club	Standard	-	Standard	Standard	-
Dawe's Field	Standard	-	Standard	Standard	-
Elham Valley Cricket Club	Good	-	Standard	Good	Good
Folkestone Cricket Club	Good	-	Standard	Good	Good
Hawkinge Cricket Club	Standard	Good	Good	Standard	Poor
Hythe Cricket & Squash Club	Standard	Standard	Standard	Good	Good
New Romney Sports Club	Poor	-	Standard	Standard	-
Saltwood Cricket Club	Good	-	Standard	Standard	Good
Selsted Cricket Club	Standard	Good	Standard	Standard	-
Sibton Park Cricket Club	Good	Good	Good	Good	Good
The Banks	Standard	-	Standard	Standard	-
The Harvey Grammar School	Standard	Good	Standard	Standard	-

6.4.3 Pitch carrying capacity

The carrying capacity of pitches is related to their quality and is expressed as the number of 'match equivalents' that can be accommodated each season. The *Playing Pitch Strategy Guidance* indicates the following seasonal carrying capacities for cricket pitches:

- A 'good' quality wicket will accommodate five, a 'standard' quality wicket will accommodate four and a 'poor' quality wicket will accommodate three matches per season.
- 'Good' and 'Standard' quality artificial turf wickets accommodate 35 matches per season.
- The seasonal pitch carrying capacity of each cricket site in Folkestone and Hythe district is as follows:

<i>Site</i>	<i>Grass wicket carrying capacity</i>	<i>Artificial wicket carrying capacity</i>	<i>Total carrying capacity</i>
Brookland Cricket Club	32	-	32
Dawe's Field	32	-	32
Elham Valley Cricket Club	70	-	70
Folkestone Cricket Club	200	35	235
Hawkinge Cricket Club	48	35	83
Hythe Cricket & Squash Club	48	35	83
New Romney Sports Club	18	-	18

<i>Site</i>	<i>Grass wicket carrying capacity</i>	<i>Artificial wicket carrying capacity</i>	<i>Total carrying capacity</i>
Saltwood Cricket Club	65	-	65
Selsted Cricket Club	36	35	71
Sibton Park Cricket Club	60	35	95
The Banks	24	-	24
The Harvey Grammar School	32	35	67
TOTALS	665	210	875

6.4.4 Pitch maintenance

Most cricket pitches with community use and used in Folkestone and Hythe district are maintained by the incumbent clubs themselves, although a minority of clubs hire external contractors.

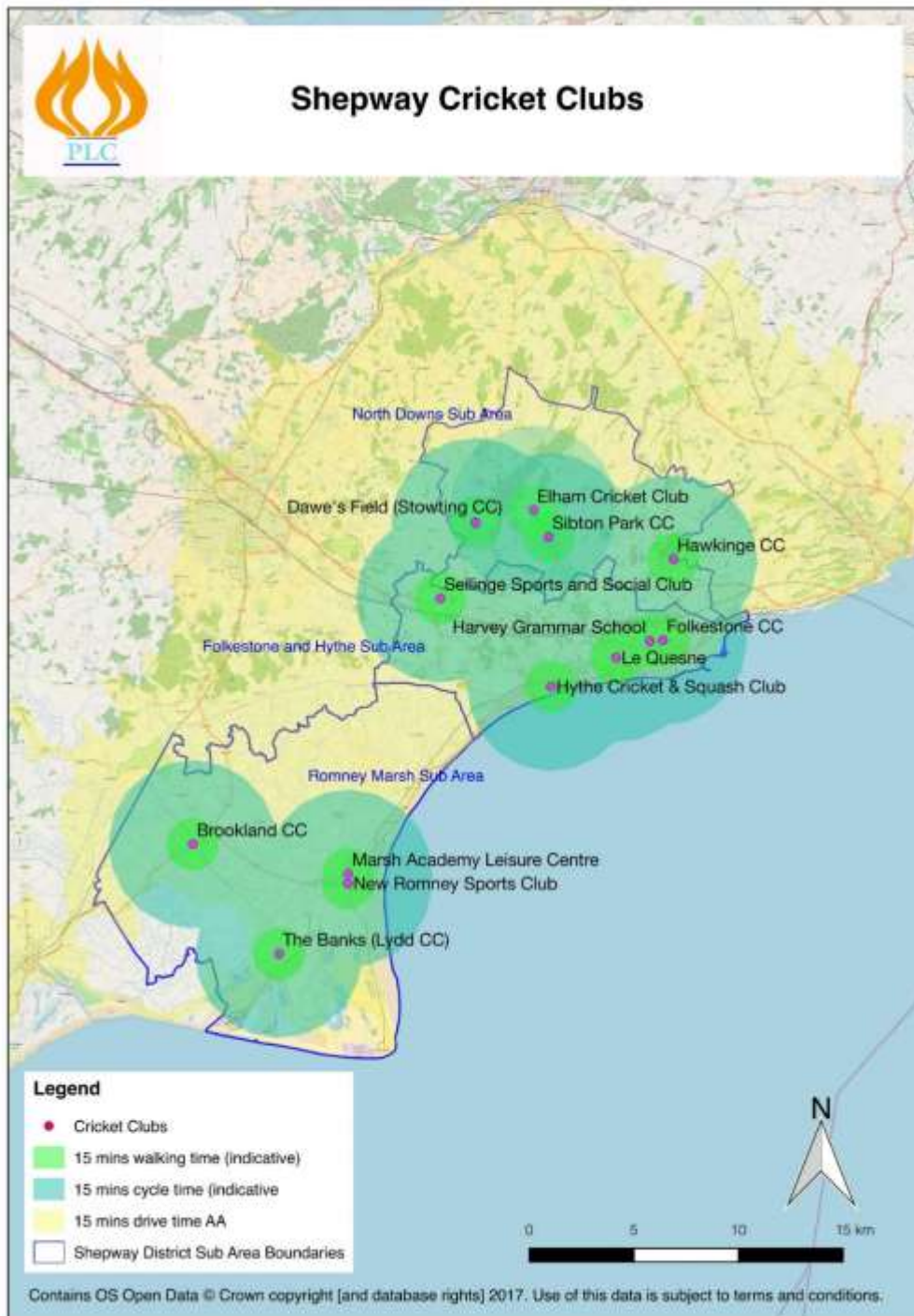
6.4.5 Ownership, management and security of access

The ownership, management and security of access of all cricket pitch sites in Folkestone and Hythe district with community use and used is detailed below:

<i>Site</i>	<i>Ownership</i>	<i>Management</i>	<i>Security of access</i>
Brookland Cricket Club	Brookland Cricket Club	Brookland Cricket Club	Secured
Dawe's Field	Stowting Cricket Club	Stowting Cricket Club	Secured
Elham Valley Cricket Club	Elham Valley CC	Elham Valley CC	Secured
Folkestone Cricket Club	FHDC	Shepway Leisure	Secured
Hawkinge Cricket Club	Hawkinge Cricket Club	Hawkinge Cricket Club	Secured
Hythe Cricket & Squash Club	Hythe Cricket and SC	Hythe Cricket and SC	Secured
New Romney Sports Club	New Romney SC	New Romney SC	Secured
Saltwood Cricket Club	Saltwood Cricket Club	Saltwood Cricket Club	Secured
Selsted Cricket Club	Selsted Cricket Club	Selsted Cricket Club	Secured
Sibton Park Cricket Club	Sibton Park Cricket Club	Sibton Park Cricket Club	Secured
The Banks	Lydd Cricket Club	Lydd Cricket Club	Secured
The Harvey Grammar School	Harvey Grammar School	Harvey Grammar School	Unsecured

6.4.6 Geographical distribution

The locations of cricket pitches in Folkestone and Hythe district are shown in the map overleaf. The map shows that the whole population of the district is within 15-minutes' drive time of at least one cricket pitch, with the exception of a sparsely populated area in the extreme south-west of the district. This is based on the results of the clubs' survey, which identifies 15-minutes travel time as the typical maximum for cricket pitches:



6.4.7 The views of stakeholders on pitch supply

Consultation with Kent Cricket’s Director of Community Cricket identified the following key issues in relation to Folkestone and Hythe district:

- **Local demand:** Cricket participation in Kent as a whole is high, with the county having the second highest level of participation in England. However, this is not reflected in local cricket demand trends in Folkestone and Hythe district, which are falling.

- **Cricket development:** ‘All Stars Cricket’, the official ECB entry level programme for 5 to 8 year olds is currently under represented within Folkestone and Hythe district. However, the active clubs are doing well. Kent Cricket is working via the ‘Chance to Shine’ in local schools to develop additional centres.
- **Older age groups:** Senior cricket is growing within Kent, with teams playing at 50+, 60+ and 70+, although there are none in Folkestone and Hythe district at present. This is more commonly becoming an alternative to traditional, weekend club cricket for the relevant ages. As the population grows, this demand is likely to increase locally.
- **Facilities priorities:** The emphasis in recent times has been on preserving the quality of grounds, developing and supporting structures such as pavilions and nets and working to improve security of tenure.
- **Types of play:** Formal match play is the only form of the game played in Folkestone and Hythe district at present, with no informal versions like ‘Last Man Stands’ played in the district.
- **Women and girls:** There are no dedicated women and girls’ cricket teams in Folkestone and Hythe district at present.

Consultation with the Folkestone and Hythe Cricket Development Group identified the following issues in relation to Folkestone and Hythe district:

- Cricket clubs in the area are working hard to maintain current levels of participation but some clubs, particularly those without youth sections, are struggling.
- There are no women and girls’ teams in the Folkestone and Hythe area. Several clubs have female players, but none has a sufficient number to create a full team.
- There are sufficient facilities to meet current demand. The view of the group is that any future demand arising from an increased population should be met from within existing clubs. Developer contributions should therefore be used to improve facilities at existing sites rather than create new venues. In particular, there is a need to install and/or improve outdoor nets at several clubs.
- Developer contributions should not be used to install public artificial turf wickets without these being supported by development programmes.
- Existing clubs have pitch capacity which could be marketed for midweek, casual use by, for instance, company teams. It was suggested that Shepway Sports Trust could help with this as part of its promotion of physical activity.
- There is a need to improve access to indoor nets for winter training. Current access is limited, is expensive and at inconvenient times.
- There is a 6 a-side indoor cricket league at Three Hills Sports Park for both adults and juniors

Consultation with affiliated cricket clubs identified the following issues in relation to Folkestone and Hythe district:

- **Preferred sites:** All clubs are playing at their preferred sites.
- **Hawkinge Cricket Club:** ‘New practice nets and new netting for a mobile practice net is needed - we are looking for grants. We would like to construct a dedicated entrance for cricket players direct into the changing rooms, which will be club-funded’.
- **Saltwood Cricket Club:** ‘Not all clubs have the cash to pay for roll on covers to keep wickets dry for matches. With funding, that could be solved and the standard across the district would be improved dramatically’.

6.5 The implications for cricket in Folkestone and Hythe district

Analysis of local supply of cricket pitches in the district indicates the following:

- **Quality:** The only aspect of cricket pitches and ancillary provision in Folkestone and Hythe district assessed as being of ‘poor’ quality are the grass wickets at New Romney Sports Club and the practice nets at Hawkinge Cricket Club.
- **Accessibility:** There is good geographical coverage of cricket pitches in Folkestone and Hythe district, with four in the urban sub-area, four in the North Downs sub-area and four in the Romney Marsh sub-area.
- **Secured provision:** Only one cricket pitch in the district does not have secured access, which is an unusually high proportion and a positive factor in ensuring continued access to the vast majority of local pitches.

6.6 Assessment of current needs

To assess whether the current supply of pitches is adequate to meet existing demand an understanding of the situation at all sites available to the community needs to be developed. This is achieved by providing a brief overview for each site, which comprises:

- A comparison between the carrying capacity of a site with how much demand currently takes place there. The carrying capacity of a site is defined as the amount of play it can regularly accommodate without adversely affecting its quality and use. Demand is defined in terms of the number of ‘match equivalent sessions’ at each site.
- An indication of the extent to which pitches are being used during their peak periods.

The site overviews identify the extent to which pitches are

- **Being overplayed:** Where use exceeds the carrying capacity (highlighted in red in the tables below).
- **Being played to the level the site can sustain:** Where use matches the carrying capacity (highlighted in yellow in the tables below).

- **Potentially able to accommodate some additional play:** Where use falls below the carrying capacity (highlighted in green in the tables below).

In line with ECB guidance, the following assumptions have been made in relation to the number of weekly match equivalents that can be accommodated by different quality pitches:

- Overall capacity is expressed as match equivalents per **season**, as opposed to per **week** for all other pitch types.
- The number of wickets at each site is shown below. Artificial turf wickets are listed in brackets.
- In line with the guidance it has been assumed that a ‘good’ quality wicket will accommodate five matches per season, a ‘standard’ quality wicket will accommodate four and a ‘poor’ quality wicket will accommodate three matches per season.
- Adult teams account for an average of 0.5 ‘home’ games per week and junior teams for 0.35 ‘home’ games per week.
- Artificial turf wickets will accommodate 35 matches per season.
- Aspects of each site shaded in red indicate a deficiency, those shaded in yellow indicate that supply and demand are balanced and those shaded in green have some spare capacity.

<i>Site</i>	<i>Wickets</i>	<i>Users</i>	<i>Seasonal capacity</i>	<i>Seasonal demand</i>	<i>Seasonal balance</i>	<i>Peak capacity</i>	<i>Peak demand</i>	<i>Peak balance</i>
Brookland Cricket Club	8	Brookland Cricket Club	32	20	+12	1	1	Balanced
Dawe’s Field	8	Stowting Cricket Club	32	40	-8	1	1	Balanced
Elham Valley Cricket Club	14	Elham Valley Cricket Club	70	60	+10	1	1	Balanced
Folkestone Cricket Club	40	Folkestone Cricket Club	235	90	+145	2	2	Balanced
Hawkinge Cricket Club	12(1)	Hawkinge Cricket Club	83	30	+53	1	1	Balanced
Hythe Cricket & Squash Club	12(1)	Hythe Cricket Club	83	60	+23	1	1	Balanced
New Romney Sports Club	6	New Romney & Littlestone Cricket Club	18	20	-2	1	1	Balanced
Saltwood Cricket Club	13	Hythe Green Cricket Club Saltwood Cricket Club	65	60	+5	1	1	Balanced
Selsted Cricket Club	9(1)	Selsted Cricket Club	71	30	+41	1	1	Balanced
Sibton Park Cricket Club	12(1)	Sibton Park Cricket Club	95	20	+75	1	1	Balanced
The Banks	6	Lydd Cricket Club	24	10	+14	1	1	Balanced
The Harvey Grammar School	8(1)	Westbourne Cricket Club Harvey Grammar School	67	50	+17	1	1	Balanced
TOTALS	148(5)	-	875	490	+385	13	13	Balanced

The key findings are as follows:

- Two sites show a small seasonal deficit, although collectively there is significant seasonal spare capacity in the district as a whole.
- Peak usage is balanced at all sites.
- Seasonal spare capacity at secured community access sites reduces to 368 match equivalent sessions.

6.7 Assessment of future needs

6.7.1 Population growth

FHDC's 'Strategic Housing Market Assessment' (2016) generated a projected population of 126,505 for Folkestone and Hythe district by 2037, based on a combination of demographic change and net migration. This will represent an increase of 18,536 people, or 17.2% over the 2011 census figure.

6.7.2 Potential changes in demand

Changes in demand for cricket in the future can be modelled on a trend-based projection. Two sets of data can help to inform this:

- **'Active People' survey:** The national rates of cricket participation between 2005 and the present, as measured by the 'Active People' survey, are as follows:

2005/06	2007/08	2008/09	2009/10	2010/11	2011/12	2012/13	2013/14	2014/15	2015/16	% Change
0.48%	0.49%	0.49%	0.41%	0.51%	0.43%	0.34%	0.37%	0.32%	0.42%	-0.06%

- **National cricket playing survey:** The ECB's most recent 'National Cricket Playing Survey' (2016) identified a 7% decrease in player numbers between 2014 and 2015.
- **Local trends:** There was a 31.8% reduction in the number of local cricket teams between 2010 and 2018.

Balancing past trends that identify falling demand against target increases in participation suggests that projecting future need based on current demand patterns is a reasonable basis for forecasting.

6.7.3 Site-specific pressures

Folkestone and Hythe District Council needs to identify sites upon which it can deliver its housing targets. Whilst planning policy offers protection to playing pitches, those sites that do not currently accommodate formal cricket activity may be vulnerable unless it can be proved that they are needed to accommodate existing or future shortfalls in supply or serve some other green space functions.

6.7.4 Potential changes in supply

There are no known development threats to any existing pitch sites, including those that are currently disused.

6.7.5 Existing spare capacity

Existing spare cricket pitch capacity has been calculated in section 6.6 above and indicates seasonal spare capacity of 385 match equivalent sessions at all sites and 368 match equivalent sessions at sites with secured community use. For illustrative purposes, this equates to 77 good quality grass wickets or 11 artificial turf wickets at all sites or 74 good quality grass wickets or 10 artificial turf wickets at secured sites.

6.7.6 Future cricket pitch needs

Future cricket pitch needs to 2037 are modelled below using ‘Team Generation Rates’ (TGRs), which identify how many people in a specified age group in the district are required to generate one team. These are then applied to projected changes in population to identify the likely number of teams in the future. There are currently no female-only teams in the district and given the difficulties in establishing sustainable women and girl’s teams locally, none have been projected. The extra wickets calculation is based upon the seasonal capacity of a ‘good’ quality grass wicket.

<i>Team type</i>	<i>Age range</i>	<i>Current population</i>	<i>Current teams</i>	<i>TGR</i>	<i>Population 2037</i>	<i>Teams 2037</i>	<i>Extra teams</i>	<i>Extra wickets</i>
Adult males	16-55	26,709	32	1: 835	31,303	37	5	10
Adult females	16-55	26,217	0	-	30,727	0	0	0
Junior males	10-15	3,936	13	1: 303	4,613	15	2	4
Junior females	10-15	3,719	0	-	4,359	0	0	0

6.8 Key findings and issues

6.8.1 What are the main characteristics of current supply and demand?

- **Quantity:** There is seasonal spare capacity of 385 match equivalent sessions at all sites and 368 match equivalent sessions at sites with secured community use. Whilst peak time supply and demand is balanced at all sites, because only one of the wickets on a multi-wicket pitch can be used for a match at any one time, there is scope to accommodate additional play on Sundays and midweek evenings at all but two sites.
- **Quality:** The only aspect of cricket pitches and ancillary provision in Folkestone and Hythe district assessed as being of ‘poor’ quality are the grass wickets at New Romney Sports Club and the practice nets at Hawkinge Cricket Club.
- **Accessibility:** There is good geographical coverage of cricket pitches with community use and used in Folkestone and Hythe district, with four in the urban sub-area, four in the North Downs sub-area and four in the Romney Marsh sub-area.
- **Secured provision:** Only one cricket pitch in the district does not have secured access, which is an unusually high proportion and a positive factor in ensuring continued access to the vast majority of local pitches.

- **Women and girl's cricket:** There are no dedicated women and girls' cricket teams in Folkestone and Hythe district at present, although several clubs have some female players but too few to comprise a team. Consideration should therefore be given to developing inter-club women's and girl's teams in Folkestone and Hythe, to facilitate match play.

6.8.2 Is there enough accessible and secured community use to meet current demand?

- **Seasonal pitch capacity:** Two sites show a small seasonal deficit with usage balanced at ten sites, although collectively there is seasonal spare capacity of 385 match equivalent sessions in the district as a whole. Seasonal spare capacity just at secured community access sites reduces to 368 match equivalent sessions.
- **Peak time pitch capacity:** Peak usage is balanced at all sites because only one of the wickets on a multi-wicket pitch can be used for a match at any one time, there is scope to accommodate additional play on Sundays and midweek evenings at all but two sites.

6.8.3 Is the accessible provision of suitable quality and appropriately maintained?

- **Quality:** All cricket pitches on secured sites with community use and used are 'good' or 'standard' quality, but the grass wickets at New Romney Sports Club and the practice nets at Hawkinge Cricket Club are rated as 'poor'.
- **Maintenance:** Most cricket pitches in the district are appropriately maintained, although the maintenance regime of the grass wickets at New Romney Sports Club should be reviewed.

6.8.4 What are the main characteristics of future supply and demand?

- **Population growth:** The district's population is projected to increase by 18,536 to around 126,505 people by 2037. This will represent an increase of 17.2% over the 2011 census figure.
- **Changes in demand:** Balancing past trends that identify falling demand against targeted increases in participation suggests that projecting future need based on current demand levels is a reasonable basis for forecasting.
- **Changes in supply:** There are no known development threats to any existing pitch sites, including those that are currently disused.
- **Existing spare capacity:** Existing collective seasonal spare capacity amounts to 385 match equivalents, which in notional terms equates to 77 good quality grass wickets or 11 artificial turf wickets. Whilst peak time supply and demand is effectively balanced, there is scope to accommodate additional play on Sundays and midweek evenings at all but two sites.
- **Future needs:** Based on projected population growth, there will be additional demand from seven extra cricket teams by 2037, which is equivalent to 14 good quality grass wickets.

6.8.5 Is there enough accessible and secured provision to meet future demand?

There is sufficient accessible and secured provision to meet future demand by utilising spare capacity at existing sites. This will also improve the long-term viability of local cricket clubs.

6.9 Scenario Testing

6.9.1 Introduction

Based upon the key findings and issues identified above, a number of scenarios have been examined, to identify the optimum approach to addressing needs.

6.9.2 Scenario 1: Accommodating future needs using existing spare capacity

- **Rationale:** The number of local cricket teams has reduced significantly in the past decade and as a result there is both seasonal spare capacity at most sites and a need for local clubs to sustain their long-term viability by attracting new members. Enhancing ancillary facilities like pavilions and cricket nets and improving the quality at ‘standard’ or ‘poor’ quality pitches will further improve capacity. Accommodating additional demand arising from population growth at existing sites therefore has a strong rationale.
- **Advantages:** The advantages of this scenario are as follows:
 - Utilising seasonal spare capacity at existing sites, is a more cost-effective way of accommodating additional demand than providing an entirely new facility, particularly given the large land take involved with cricket pitches.
 - The established administrative structures of clubs at existing sites provide an effective operational model for managing cricket facilities, particularly the grounds maintenance implications.
 - An influx of new members will secure the long-term viability of existing clubs.
 - The demand arising from new housing normally will build over a protracted period and it may be a period of years before there is sufficient critical mass to form a new club at a new site. Joining an existing club allows new members to be integrated immediately into an organised team set up.
 - There is a wide geographical spread of clubs throughout the district, so implementing capacity improvements at sites that are closely related to the location of new housing developments is relatively straightforward.
 - Additional demand arising from population growth is projected to be equivalent to seven teams by 2037. The additional seasonal pitch capacity will amount to 70 match equivalent sessions, which compares with current spare capacity of 368 match equivalent sessions at secured sites.
- **Disadvantages:** The only disadvantage of this scenario is that because of the layout of cricket pitches, only one wicket per site can be used for a game in the peak period, so the ability to accommodate additional teams will depend upon scheduling activity outside of the Saturday peak periods.

- **Conclusions:** This scenario offers the optimum solution to meeting additional cricket pitch demand in Folkestone and Hythe district.

6.9.3 Scenario 2: Installing artificial wickets in parks

- **Rationale:** All the pitch sport governing bodies have developed and are promoting innovative and informal variations of their games, to attract new and lapsed participants. Cricket has developed shortened versions of the game (twenty over matches and ‘Last Man Stands’) and soft ball variants including tape ball cricket and has promoted play in non-formal pitch settings (‘cage cricket’ on multi-use games areas and casual play in parks). Installing artificial turf wicket at appropriate locations in parks and open spaces would provide for and encourage informal play.
- **Advantages:** The advantages of this scenario are as follows:
 - An artificial wicket can be installed at relatively low cost (£8,000 - £10,000) and can sustain high levels of use compared with natural grass.
 - Maintenance costs are minimal.
 - It would provide an ‘entry level’ route into cricket, either through informal casual participation or through promotional events run by cricket clubs.
- **Disadvantages:** The disadvantages of this scenario are as follows:
 - Facilities like artificial wickets in areas with unrestricted public access might be prone to vandalism and misuse.
 - The Folkestone and Hythe Cricket Development Group believe that the wickets should only be installed at sites that are linked to a cricket development programme and it is unclear at present what capacity clubs have to support this.
- **Conclusions:** Providing artificial wickets in appropriate locations within parks and open spaces conforms with sports development trends in seeking to attract new and lapsed participants in informal settings and promoting versions of the game like ‘Last Man Stands’.

6.10 Policy recommendations

6.10.1 Introduction

The recommendations in relation to cricket are made in the context of the National Planning Policy Framework (NPPF) paragraph 74, which stipulates that existing open space including playing pitches, should not be built upon unless:

- An assessment has taken place which has clearly shown the open space to be surplus to requirements, or;
- The loss resulting from the proposed development would be replaced by equivalent or better provision in terms of quantity and quality, in a suitable location, or;

- The development is for alternative sport and recreation provision, the needs for which clearly outweighs the loss.

The following recommendations are arranged under the three main headings of ‘protect’, ‘enhance’ and ‘provide’.

6.10.2 Protect

Recommendation 1 - Safeguarding existing provision: The Folkestone and Hythe PPS comprises a robust and evidence-based assessment of current and future needs for cricket in the district. The PPS identifies a need for all current cricket pitch sites to be retained on the basis of the specific identified roles that each can play in delivering the needs of the sport in Folkestone and Hythe district both now and in the future. It is therefore recommended that planning policies continue to support the retention of all sites based upon the evidence in the PPS. If any pitch sites do become the subject of development proposals, this will only be permissible if they are replaced and meet policy exception E4 of Sport England’s Playing Fields Policy. This states that ‘the playing field or playing fields which would be lost as a result of the proposed development must be replaced by a playing field or playing fields of an equivalent or better quality and of equivalent or greater quantity, in a suitable location and subject to equivalent or better management arrangements, prior to the commencement of development’.

Recommendation 2 - Security of tenure: Only one of the 12 pitch sites with community use in Folkestone and Hythe does not have security of tenure. However, some clubs at secured sites have less than 25-years to run on existing leases and the absence of a long-term lease makes it impossible to apply for external funding to improve their facilities. It is therefore recommended that tenure is reviewed at sites where leases have less than 25-years to run, to extend the current periods.

6.10.3 Enhance

Recommendation 3 - Improving existing ‘poor’ quality provision: One site in the district has a ‘poor’ quality pitch and one site has ‘poor’ quality practice nets. This reduces the quality of playing experience and may deter some potential participants. Subject to security of tenure issues, it is recommended that the clubs concerned should be supported to apply for external funding for facility enhancements, including the receipt of developer contributions (see below) where the usage capacity would be enhanced.

Recommendation 4 - Developer contributions (enhancements): All the additional demand for cricket arising from the proposed housing development in Folkestone and Hythe district to 2037 can be accommodated through enhancements to existing pitches and facilities. It is recommended that the site-specific action plan in the Folkestone and Hythe PPS be used as the basis for determining facility enhancements that demonstrably relate to the scale and location of specific developments and that an appropriate level of financial contributions be sought under Section 106 or CIL arrangements, to cover the capital and revenue implications of the enhancements. The relevant costs have been calculated using Sport England’s ‘Playing Pitch New Development Calculator’ in the appendix to this PPS. To facilitate this, specific larger projects should be listed as ‘relevant infrastructure’, under CIL Regulation 123. Funding for smaller playing pitch projects should be collected via Section 106 contributions.

6.10.4 Provide

Recommendation 5 - Artificial wickets for informal play: The provision of artificial turf wickets in parks and at other appropriate open spaces will encourage informal and casual participation in cricket and provide opportunities for an initial introduction to the game. It is therefore recommended that opportunities for providing artificial wickets are investigated in parks and open spaces, with particular attention paid to siting them in proximity to thoroughfares used by young people, to maximise visibility and accessibility.

6.11 Action Plan

6.11.1 Introduction

In the context of the high-level recommendations above, the tables below set out the cricket action plan to guide the implementation of the strategy. The abbreviations stand for FHDC – Folkestone and Hythe District Council, ECB - England and Wales Cricket Board and KC - Kent Cricket. The capital cost estimates are based upon Sport England’s *Facility Costs - Second Quarter of 2017* (2017).

6.11.2 Key strategic actions

<i>Issues</i>	<i>Action</i>	<i>Lead</i>	<i>Partners</i>	<i>Resources</i>	<i>Priority</i>
Artificial wickets in parks and open spaces	Identify suitable sites in parks and open spaces for artificial wickets and install	FHDC	KC ECB Local clubs	£8,000 per wicket	High
Securing developer contributions	Ensure that policy provision is made to secure developer contributions towards improved cricket facilities.	FHDC	Developers Local clubs	Determined by Sport England’s New Development Calculator	High

6.11.3 Site specific actions

<i>Site</i>	<i>Issues</i>	<i>Action</i>	<i>Lead</i>	<i>Partners</i>	<i>Resources</i>	<i>Priority</i>
Brookland Cricket Club	No current issues	No action required	-	-	-	-
Dawe’s Field	Small seasonal capacity shortfall	Expand pitch capacity with quality improvements.	Stowting CC	-	£5,000	Medium
Elham Valley Cricket Club	No current issues	No action required	-	-	-	-
Folkestone Cricket Club	No current issues	No action required	-	-	-	-
Hawkinge Cricket Club	Poor quality practice nets	Provide new practice nets				
Hythe Cricket & Squash Club	No current issues	No action required	-	-	-	-
New Romney Sports Club	<ul style="list-style-type: none"> • ‘Poor’ quality grass wicket • Small seasonal capacity shortfall 	Expand pitch capacity with quality improvements.	New Romney Sports Club	-	£5,000	Medium
Saltwood Cricket Club	No current issues	No action required	-	-	-	-

<i>Site</i>	<i>Issues</i>	<i>Action</i>	<i>Lead</i>	<i>Partners</i>	<i>Resources</i>	<i>Priority</i>
Selsted Cricket Club	No current issues	No action required	-	-	-	-
Sibton Park Cricket Club	No current issues	No action required	-	-	-	-
The Banks	No current issues	No action required	-	-	-	-
The Harvey Grammar School	No security of tenure	Negotiate security of tenure	Westbourne CC	Harvey Grammar School	-	Medium

7 RUGBY UNION NEEDS IN FOLKESTONE AND HYPHE

7.1 Organisational context

- **Rugby Football Union:** The RFU is the governing body of the sport and supports the development of the game in Folkestone and Hythe district.
- **Folkestone Rugby Club:** There is one club based in the district, which fields three adult teams, seven junior teams and five mini-rugby teams. It owns and manages its own pitches.

7.2 National rugby facilities strategy

The RFU's 'National Facilities Strategy for Rugby Union in England 2013 - 2017' (2013) provides a framework for facility provision.

- Increase the provision of integrated changing facilities that are child-friendly and can sustain concurrent male and female activity at the club.
- Improve the quality and quantity of natural turf pitches.
- Increase the number of Artificial Turf Pitches.
- Improve social, community and catering facilities, which can support diversification and the generation of additional revenues.
- Invest in facility upgrades which result in an increase in energy-efficiency, in order to reduce the running costs of clubs.

7.3 Rugby Union demand

7.3.1 Folkestone Rugby Club

Folkestone Rugby Club has the following number of teams:

<i>Club</i>	<i>Home ground</i>	<i>Adult male teams</i>	<i>Adult female teams</i>	<i>Junior male teams</i>	<i>Junior female teams</i>	<i>Mini teams</i>
Folkestone Rugby Club	New Burlington Ground	3	0	6	1	5

7.3.2 Demand trends

Sport England's 'Active People' survey national data for rugby union indicates that the percentage of adults (16+) who played rugby the four weeks prior to each survey has remained static in the period since 2005.

<i>2005/6</i>	<i>2007/8</i>	<i>2008/9</i>	<i>2009/10</i>	<i>2010/1</i>	<i>2011/2</i>	<i>2012/3</i>	<i>2013/4</i>	<i>2014/5</i>	<i>2015/6</i>	<i>% Change</i>
0.46%	0.56%	0.50%	0.46%	0.42%	0.42%	0.37%	0.43%	0.40%	0.46%	0.00%

7.3.3 Displaced demand

Displaced demand relates to play by teams or other users of playing pitches from within the study area which takes place outside of the area. There is no evidence of imported demand to Folkestone and Hythe district from neighbouring areas.

7.3.4 Unmet demand

Unmet demand takes a number of forms:

- Teams may have access to a pitch for matches but nowhere to train or vice versa.
- Some pitches may be unavailable to the community.
- The poor quality and consequent limited capacity of pitches in the area and/or a lack of provision and ancillary facilities which meet a certain standard of play/league requirement.

Consultation with Folkestone Rugby Club indicated that the quality of its pitches and facilities is appropriate to the standards of play and that there is currently sufficient capacity to accommodate some additional demand, should it arise.

7.3.5 Latent demand

Whereas unmet demand is known to currently exist latent demand is demand that evidence suggests may be generated from the current population should they have access to more or better provision. There is currently no adult women's rugby team in Folkestone and Hythe district, although Folkestone Rugby Club has organised a female section in the recent past. It is likely that latent demand for women's rugby still exists in the district.

7.4 Rugby union supply in Folkestone and Hythe

7.4.1 Quantity

Provision of rugby union pitches in Folkestone and Hythe district is set out below:

- **Available for community use and used:**

<i>Site</i>	<i>Address</i>	<i>No. Pitches</i>
Folkestone RFC	New Burlington Ground, Folkestone CT18 8BH	4

- **Available for community use and not used:** There are no rugby pitches available for community use that are not used.
- **Occasionally available for community use:** Folkestone Rugby Club makes occasional use of the following school pitches for youth matches and training and mini training during festivals.

<i>Site</i>	<i>Address</i>	<i>No. pitches</i>
Folkestone Academy	Academy Lane, Folkestone CT19 5FP	1
Marsh Academy Leisure Centre	Station Road, New Romney TN28 8BB	1
TOTALS	-	2

- **Not available for community use:**

<i>Site</i>	<i>Address</i>	<i>No. pitches</i>
Brockhill Park College	Sandling Road, Hythe CT21 4HL	2
Pent Valley Leisure Centre	Tile Kiln Lane, Folkestone CT19 4PB	1
Sir John Moore Barracks	Folkestone CT20 3HG	1
TOTALS	-	4

- **Not available as disused:** There are no rugby pitches that are available for community use that are disused.

7.4.2 Grass pitch quality

The qualitative analysis involved visiting Folkestone Rugby Club during the playing season, to undertake the sport-specific non-technical visual inspections produced by the RFU for Sport England's *Playing Pitch Strategy Guidance* (2013). The assessment generated 'scores' for each site by evaluating the condition of:

- **Pitch drainage:** Inadequately naturally drained (scores D0), adequately naturally drained (scores D1) pipe drained (scores (D2) and pipe and slit drained pitches (scores D3).
- **Grounds maintenance:** Frequency of aeration, sand-dressing, fertilising, weed killing and chain harrowing. This generates scores of 'Poor' (M0), 'Adequate' (M1) and 'Good' (M2).

The scores for each of the Folkestone Rugby Club pitches are as follows. 'Good' ratings are highlighted in green and 'Adequate' in yellow.

<i>Site</i>	<i>Drainage</i>	<i>Maintenance</i>
Pitch One	D3	M2
Pitch Two	D2	M2
Pitch Three	D2	M2
Pitch Four	D2	M2

7.4.3 Grass pitch carrying capacity

The carrying capacity of grass pitches is related to their quality and is expressed as the number of 'match equivalent sessions' that can be accommodated each week. The *Playing Pitch Strategy Guidance* indicates the following weekly carrying capacities for rugby union pitches:

<i>Drainage</i>	<i>Maintenance</i>		
	<i>Poor</i>	<i>Standard</i>	<i>Good</i>
Natural inadequate	0.5	1.0	2.0
Natural adequate	1.5	2.0	3.0
Pipe drained	1.75	2.5	3.25
Pipe and slit drained	2.0	3.0	3.5

The weekly collective carrying capacity of the pitches at Folkestone Rugby Club is 13.25 match equivalent sessions.

7.4.4 Changing quality

The changing facilities at Folkestone Rugby Club were assessed in terms of provision for players and officials, disability access and building layout. These were rated as ‘good’ quality.

7.4.5 Pitch maintenance

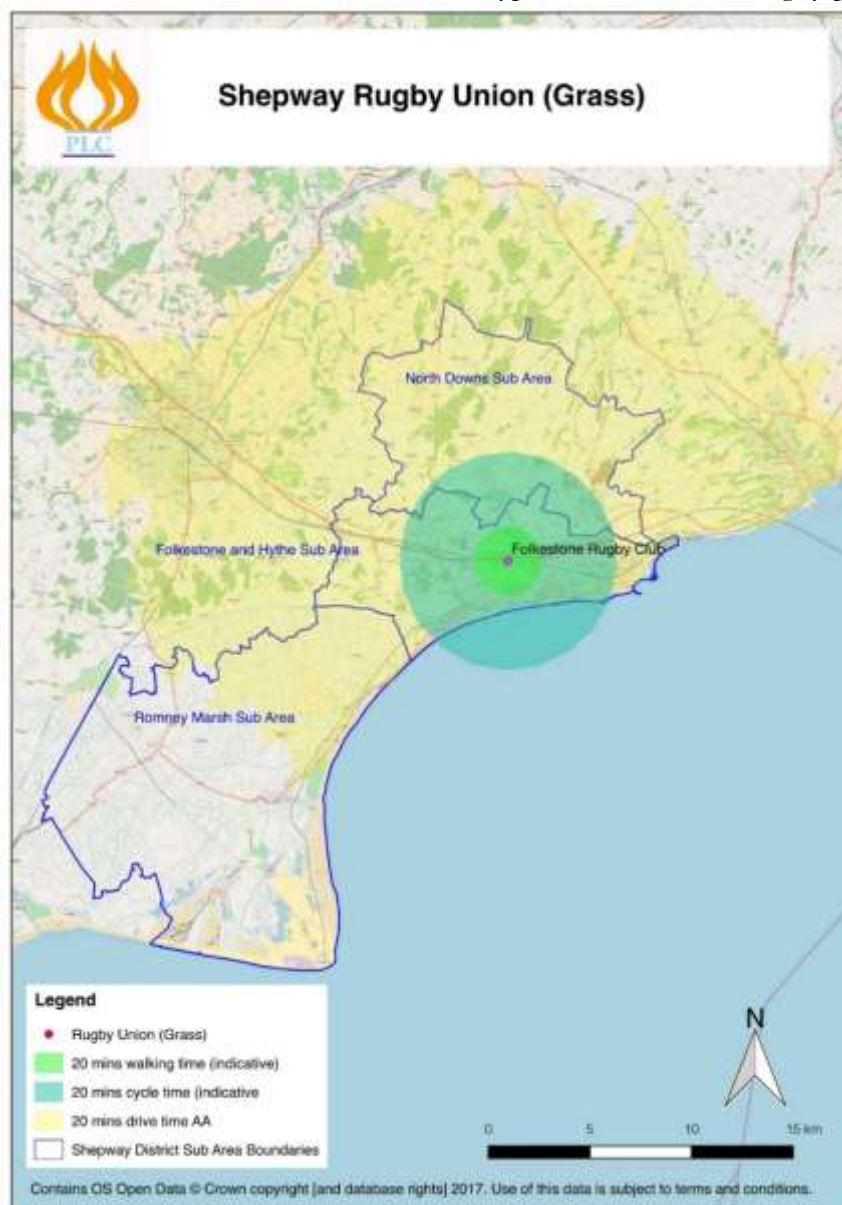
Folkestone Rugby Club maintains its own pitches.

7.4.6 Ownership, management and security of access

Folkestone Rugby Club owns and manages its site, so has secured access.

7.4.7 Geographical distribution

The location of Folkestone Rugby Club is shown on the map below. Most of the Romney Marsh sub-area is more than 20-minutes’ drive time of the club. This is based on the results of the clubs’ survey, which identifies 20-minutes travel time as the typical maximum for rugby pitches:



7.4.8 The views of stakeholders on pitch supply

RFU: Consultation with the RFU's Regional Facilities Manager and Rugby Development Officer identified the following key issues in relation to Folkestone and Hythe:

- **Folkestone Rugby Club:** Folkestone Rugby Club is the only club in Folkestone and Hythe district, but meets all rugby needs in the district.
- **Facilities investment:** The RFU has provided funding to assist the club with floodlights, pitch improvements and a changing room extension.
- **Women and girls:** The club has struggled to sustain women and girl's rugby, although the clubs in Ashford and Canterbury both have strong female sections.

Folkestone Rugby Club: Consultation with Folkestone RFC identified the following issues:

- **Background:** The club was founded in 1973 and has survived a ground move enforced by the construction of the Channel Tunnel rail link, to become a successful club with teams at all age groups.
- **Women and girls:** The club has a strong tradition of women and girl's rugby, with a number of players achieving international honours. The adult ladies team is not currently active, but there is an under 13 girls team.
- **Facilities needs:** With support from the RFU and the Roger De Haan Charitable Trust, the club has improved its facilities incrementally and provision currently meets all immediate needs.

7.5 The implications for rugby union in Folkestone and Hythe

Analysis of local supply of rugby union pitches in Folkestone and Hythe district indicates the following:

- **Quality:** The quality of the pitches and clubhouse is 'good', so there are no immediate facility development needs.
- **Accessibility:** Most of the Romney Marsh sub-area is beyond the 20-minute drivetime catchment of Folkestone Rugby Club. Whilst Rye Rugby Club is located relatively close by in Rother district, its pitches are currently overused, so it has no capacity to accommodate players from Folkestone and Hythe district.

7.6 Assessment of current needs

To assess whether the current supply of pitches is adequate to meet existing demand an understanding of the situation at all sites available to the community needs to be developed. This is achieved by providing a brief overview for each site, which comprises:

- A comparison between the carrying capacity of a site and how much demand currently takes place there. The carrying capacity of a site is defined as the amount of play it can regularly accommodate without adversely affecting its quality and use. Demand is defined in terms of the number of 'match equivalent' sessions at each site.

- An indication of the extent to which pitches are being used during their peak periods.

The site overviews identify the extent to which pitches are

- **Being overplayed:** Where use exceeds the carrying capacity.
- **Being played to the level the site can sustain:** Where use matches the carrying capacity.
- **Potentially able to accommodate some additional play:** Where use falls below the carrying capacity.

As per RFU guidance, rugby pitch capacity, demand and the resultant balance are expressed as ‘match equivalent’ sessions, both weekly and at peak times.

<i>Site</i>	<i>Pitches</i>	<i>Users</i>	<i>Weekly capacity</i>	<i>Weekly demand</i>	<i>Weekly balance</i>	<i>Peak capacity</i>	<i>Peak demand</i>	<i>Peak balance</i>
Folkestone RFC	4	Folkestone RFC	13.25	12.25	+1.0	4.0	3.5	+0.5

The key findings are that both the weekly and peak period supply and demand figures indicate a small amount of spare capacity.

7.7 Assessment of future needs

7.7.1 Population growth

FHDC’s ‘Strategic Housing Market Assessment’ (2016) generated a projected population of 126,505 for Folkestone and Hythe district by 2037, based on a combination of demographic change and net migration. This will represent an increase of 18,536 people, or 17.2% over the 2011 census figure.

7.7.2 Potential changes in demand

Sport England’s ‘Active People’ survey national data for rugby union indicates that the percentage of adults who played rugby the four weeks prior to each survey has remained static in the period since 2005. This suggests that projecting needs based on current demand patterns is a reasonable basis for forecasting.

7.7.3 Site-specific pressures

There are no known development pressures on Folkestone Rugby Club’s site.

7.7.4 Potential changes in supply

With recent improvements to the pitches and clubhouse at Folkestone Rugby Club, there are no planned changes to supply.

7.7.5 Existing spare capacity

There is very limited peak time spare capacity at present, equivalent to 0.5 match equivalent sessions per week.

7.7.6 Future rugby pitch needs

Future rugby pitch needs are modelled below using ‘Team Generation Rates’ (TGRs), which identify how many people in a specified age group in the district are required to generate one team. These are then applied to projected changes in population to identify the likely number of teams in the future.

- Team numbers are based on the participation data supplied by the RFU.
- There are currently no adult female teams in the district and given the difficulties in establishing sustainable women teams locally, none have been projected for 2037.
- The extra pitches calculation is based upon the weekly capacity of a pipe-drained grass pitch with standard maintenance.

<i>Team type</i>	<i>Age range</i>	<i>Current population</i>	<i>Current teams</i>	<i>TGR</i>	<i>Population 2037</i>	<i>Teams 2037</i>	<i>Extra teams</i>	<i>Extra pitches</i>
Adult males	19-45	17,316	3	1: 5,772	20,294	4	1	0.5
Adult females	19-45	16,888	0	-	19,793	0	0	0
Junior males	13-18	4,046	6	1: 674	4,742	7	1	0.5
Junior females	13-18	3,758	1	1: 3,758	4,405	1	0	0
Mini-rugby (mixed)	7-12	7,144	5	1: 1,429	8,373	6	1	0.25

7.8 Key findings and issues

7.8.1 What are the main characteristics of current supply and demand?

- All current needs are met by the existing provision at Folkestone Rugby Club, with a small amount of spare capacity. Occasional use is made of school pitches in Folkestone and New Romney.
- The club has struggled to establish sustainable women’s rugby, despite significant effort and periodic success in the past.

7.8.2 Is there enough accessible and secured community use to meet current demand?

There is spare capacity of 1.0 match equivalent session on a weekly basis and spare capacity of 0.5 match equivalent sessions at peak periods.

7.8.3 Is the accessible provision of suitable quality and appropriately maintained?

The pitches and changing facilities are ‘good’ quality and are well-maintained by the club.

7.8.4 What are the main characteristics of future supply and demand?

- **Population growth:** The district’s population is projected to increase by 18,536 to around 126,505 people by 2037. This will represent an increase of 17.2% over the 2011 census figure.

- **Changes in demand:** The projected increase in population will generate one additional adult male team, one junior male team and one mixed mini-rugby team by 2037.
- **Changes in supply:** There are no known prospective changes in rugby pitch supply.
- **Existing spare capacity:** There is spare capacity of 1.0 match equivalent session on a weekly basis and spare capacity of 0.5 match equivalent sessions at peak periods.
- **Future needs:** Additional future needs equate to demand for 1.25 extra rugby pitches, which leaves a net shortfall of 0.75 pitches in the peak period.

7.8.5 Is there enough accessible and secured provision to meet future demand?

There is insufficient accessible and secured provision to meet future demand at present, but additional capacity could be created in four ways:

- Further enhancing the carrying capacity of the existing grass rugby pitches with drainage improvements.
- Acquiring additional land adjacent to Folkestone Rugby Club's current site, to provide an additional pitch.
- Securing additional community access to the pitches at Folkestone Academy and New Romney Academy.
- Installing a World Rugby Regulation 22-compliant artificial grass pitch (which could also cater for local football needs).

7.9 Scenario Testing

7.9.1 Introduction

Based upon the key findings and issues identified above, a number of scenarios have been examined, to identify the optimum approach to addressing needs.

7.9.2 Scenario 1: Enhancing grass pitch carrying capacity at Folkestone RFC

- **Rationale:** Improving the drainage of the existing pitches could theoretically add capacity equivalent to 0.75 weekly match equivalent sessions.
- **Advantages:** The advantages of this scenario are as follows:
 - The additional capacity would theoretically be sufficient to meet all projected needs to 2037.
 - The extra capacity could be achieved at the existing site without the need for additional land acquisition costs.
 - Improving the drainage on pitches two, three and four to pipe and slit drained would increase capacity by 0.75 weekly match equivalents.

- **Disadvantages:** The disadvantages of this scenario are as follows:
 - By precisely balancing overall supply and demand, there would be no strategic reserve to allow pitches to be 'rested' and no flexibility to accommodate higher levels of demand should they materialise.
 - Even with the enhanced overall pitch capacity, there would be a peak demand period deficit for midweek training.
- **Conclusions:** Given the lack of flexibility afforded by this scenario, it would be preferable to pursue other options for enhancing local pitch capacity.

7.9.3 Scenario 2: Providing an additional grass pitch at Folkestone RFC

- **Rationale:** There is open land adjacent to Folkestone Rugby Club's site and if this could be purchased or leased to provide an additional pitch, it would improve capacity at the site.
- **Advantages:** The advantage of this scenario is that assuming that the pitch was the same quality as the existing pitches on site, it would accommodate 3.25 match equivalent sessions per week, which would provide for all additional future needs, with some strategic reserve.
- **Disadvantages:** The disadvantages of this scenario are as follows:
 - It is unclear whether the land would be available for purchase or lease.
 - Purchasing additional land and constructing a new pitch would be a relatively costly solution to creating additional capacity.
- **Conclusions:** The uncertainty over the deliverability of this scenario and its relatively high costs make it a sub-optimal solution.

7.9.4 Scenario 3: Securing additional access to schools' pitches

- **Rationale:** Folkestone Rugby Club already makes occasional use of the rugby pitches at Folkestone Academy and New Romney Academy for youth matches and training and mini training during festivals. Expanding this use would offer a cost-effective way of securing additional pitch capacity.
- **Advantages:** The advantages of this scenario are as follows:
 - There is existing limited use of the pitches so the relationship between the Club and the schools is already established.
 - Since the pitches are already provided, no additional capital expenditure would be required.
- **Disadvantages:** The disadvantages of this scenario are as follows:

- Establishing off-site activity would detract somewhat from the cohesiveness of accommodating all training and matches on a single site.
- New Romney is geographically remote from Folkestone, which may limit accessibility for some players.
- **Conclusions:** The cost effectiveness of this option makes it worthy of further investigation.

7.9.5 Scenario 4: Provision of a rugby-compliant artificial grass pitch

- **Rationale:** Artificial grass pitches that are compliant with the World Rugby Regulation 22 specification can be used for rugby training and matches and can also accommodate football usage. As all-weather floodlit facilities, they can accommodate a least 30-hours per week of peak-time usage.
- **Advantages:** The advantages of this scenario are as follows:
 - All current and future rugby demand could be accommodated, with some spare capacity.
 - If the artificial grass pitch was provided on an existing grass pitch, it could be accommodated at Folkestone RFC's current site, without the need for additional land acquisition.
 - There is a local deficit of '3G' football turf pitches and there would be sufficient spare capacity also to accommodate some football needs.
- **Disadvantages:** The disadvantages of this scenario are as follows:
 - A preliminary assessment of this scenario by the RFU indicates that there would be insufficient demand in the Folkestone catchment to justify the provision of a rugby-compliant all-weather pitch.
 - There is the possibility of a 'Rugby Share' arrangement, with usage augmented by football, but a pitch provided on this basis would almost certainly need to be provided on a site away from Folkestone Rugby Club.
 - The capital cost of provision is high - in the order of £850,000.
- **Conclusions:** Further feasibility work would need to be undertaken to establish whether this option is viable, but it offers a relatively expensive option for meeting additional future rugby demand compared with other scenarios.

7.10 Policy recommendations

7.10.1 Introduction

The recommendations in relation to rugby union are made in the context of the National Planning Policy Framework (NPPF) paragraph 74, which stipulates that existing open space including playing pitches, should not be built upon unless:

- An assessment has taken place which has clearly shown the open space to be surplus to requirements, or;
- The loss resulting from the proposed development would be replaced by equivalent or better provision in terms of quantity and quality, in a suitable location, or;
- The development is for alternative sport and recreation provision, the needs for which clearly outweighs the loss.

The following recommendations are arranged under the main headings of ‘protect’ and ‘enhance’.

7.10.2 Protect

Recommendation 1 - Safeguarding existing provision: The Folkestone and Hythe PPS comprises a robust and evidence-based assessment of current and future needs for rugby in the district. The PPS has identified a need to increase local rugby pitch capacity and to this extent, it will be important for the current community used rugby pitch site to be retained. It is therefore recommended that planning policies continue to support the retention of the current site, based upon the evidence in the PPS. If proposals to redevelop rugby pitches do come forward, this will only be permissible they are replaced and meet policy exception E4 of Sport England’s Playing Fields Policy. This states that ‘the playing field or playing fields which would be lost as a result of the proposed development must be replaced by a playing field or playing fields of an equivalent or better quality and of equivalent or greater quantity, in a suitable location and subject to equivalent or better management arrangements, prior to the commencement of development’.

7.10.3 Enhance

Recommendation 2 - Improving existing pitch capacity: A number of options exist for enhancing pitch capacity to accommodate additional demand for rugby arising from local population growth. The respective feasibility of these options should be examined sequentially as follows:

- Securing additional access to existing pitches on education sites, particularly to accommodate junior and mini activity.
- If the above option is undeliverable, providing an additional grass rugby pitch at Folkestone RFC.
- If the above option is undeliverable, providing a World Rugby Regulation 22-compliant artificial grass pitch is an alternative solution that should be investigated.

Recommendation 3 - Developer contributions: All the additional demand for rugby arising from the proposed housing development in Folkestone and Hythe district to 2037, should be accommodated through the enhancements identified above. It is recommended that the action plan in the Folkestone and Hythe PPS be used as the basis for seeking an appropriate level of financial contributions under Section 106 or CIL arrangements, to cover the capital and revenue

implications of the enhancements. The relevant costs have been calculated using Sport England's *Playing Pitch New Development Calculator* in the appendix to this PPS. To facilitate this, rugby pitch projects should be listed as 'relevant infrastructure', under CIL Regulation 123.

7.11 Action Plan

7.11.1 Introduction

In the context of the high-level recommendations above, the tables below set out the rugby union action plan to guide the implementation of the strategy. The abbreviations stand for FHDC - Folkestone and Hythe District Council, FRFC - Folkestone Rugby Football Club and RFU - Rugby Football Union. The capital cost estimates are based upon Sport England's *Facility Costs - Second Quarter of 2017* (2017).

7.11.2 Key strategic actions

<i>Issues</i>	<i>Action</i>	<i>Lead</i>	<i>Partners</i>	<i>Resources</i>	<i>Priority</i>
Securing developer contributions	Ensure that policy provision is made to secure developer contributions towards new and improved rugby facilities.	FHDC	FRFC Developers	Determined by Sport England's New Development Calculator	High

7.11.3 Site specific actions

<i>Site</i>	<i>Issues</i>	<i>Action</i>	<i>Lead</i>	<i>Partners</i>	<i>Resources</i>	<i>Priority</i>
Folkestone Rugby Club	Need to develop additional pitch capacity to meet future needs.	<ul style="list-style-type: none"> Secure additional access to rugby pitches on school sites. Alternatively, investigate the feasibility of providing an additional grass pitch at Folkestone Rugby Club. Alternatively, investigate the feasibility of providing an artificial grass pitch 	RFRC	FHDC RFU Developers	£75,000 for a new grass pitch £850,000 for an artificial grass pitch	High

8 HOCKEY NEEDS IN FOLKESTONE AND HYPHE

8.1 Organisational context

- **England Hockey:** England Hockey is the governing body of the sport and supports the development of the game in Folkestone and Hythe district.
- **Folkestone Optimist Club:** The club is the only hockey club in Folkestone and Hythe district and affiliates to England Hockey.
- **Pitch providers:** The hockey-compliant artificial grass pitches in the district are managed by Shepway Leisure and Folkestone Academy.

8.2 Strategic context

8.2.1 National hockey strategy

England Hockey's strategic plan 2013 - 2017 '*A Nation Where Hockey Matters*' (2013) contains the following priorities of relevance to Folkestone and Hythe district:

Adults: The number playing regularly in the club network will be increased by:

- Working with universities, schools and colleges to deliver quality playing experiences and clear pathways to club hockey.
- Working with regional and local leagues and affiliated clubs, to deliver the highest quality playing experience and appropriate competition frameworks.
- Developing more opportunities for over 40s to play hockey.
- Delivering a quality programme of competitions that meet the needs of players and clubs.

Young people: The number playing hockey in schools and clubs will be increased by:

- Developing more relationships between clubs and primary and secondary schools.
- Working with clubs to increase the number of junior hockey sessions being provided.
- Delivering a quality programme of competitions that meet the needs of players, schools and clubs.
- Developing an ability-based pathway for children aged 5-12 for adoption in clubs, schools and youth organisations.

Informal hockey: The numbers of people playing informal hockey will be increased by:

- Setting up opportunities to play Quicksticks in community sites.

- Increasing the opportunities to play Rush Hockey at schools, colleges, universities, clubs and community sites.
- Increasing the opportunity for women to take part in Back to Hockey sessions at clubs and community sites.

8.2.2 Hockey facilities strategy

England Hockey’s *Facilities Strategy*’ (2016) contains the following key elements:

- **Protect - To conserve the existing hockey provision:** There are currently over 800 pitches that are used by hockey clubs (club, school, universities.) The current provision must be retained where appropriate, to ensure that hockey is maintained across the country.
- **Improve - To improve the existing facilities stock (physically and administratively):** The current facilities stock is ageing and there needs to be strategic investment into refurbishing the pitches and ancillary facilities. There needs to more support for clubs to obtain better agreements with facilities providers and education around owning an asset.
- **Develop - To strategically build new hockey facilities where there is an identified need and ability to deliver and maintain:** The research has identified key areas across the country where there is a lack of suitable hockey provision and there is a need for additional pitches. There is an identified demand for multi pitches in the right places to consolidate hockey and allow clubs to have all of their provision catered for at one site.

8.3 Hockey demand

8.3.1 England Hockey-affiliated clubs and teams

Folkestone Optimist Hockey Club has 328 members in season 2017/18 and fields the following teams:

<i>Club</i>	<i>Home ground</i>	<i>Adult male teams</i>	<i>Adult female teams</i>	<i>Junior male teams</i>	<i>Junior female teams</i>
Folkestone Optimist HC	Three Hills Sports Park	7	4	2	4

8.3.2 Demand trends

- **National trends:** Sport England’s *Active People*’ survey national data indicates that the percentage of adults who played hockey in the four weeks prior to each survey has fallen in the period since 2005.

<i>2005/6</i>	<i>2007/8</i>	<i>2008/9</i>	<i>2009/10</i>	<i>2010/1</i>	<i>2011/2</i>	<i>2012/3</i>	<i>2013/4</i>	<i>2014/5</i>	<i>2015/6</i>	<i>% Change</i>
0.23%	0.23%	0.24%	0.23%	0.21%	0.19%	0.25%	0.20%	0.20%	0.20%	-0.03%

National affiliation data for hockey club members provided by England Hockey reveals a different picture compared with the ‘Active People’ survey, recording successive increases in the period since 2010 as follows:

<i>Year</i>	<i>No. players</i>	<i>Annual % increase</i>
2010/11	102,313	-
2011/12	106,665	4.3%
2012/13	114,642	7.5%
2013/14	113,575	-0.9%
2014/15	120,404	6.0%
2015/16	129,857	7.9%

- **Local trends:** Folkestone Optimist HC has increased membership over the last two years particularly amongst junior members. Adult membership is stable or slightly increasing.

8.3.3 Displaced demand

Consultation with England Hockey's Relationship Manager for Kent indicated that players from Folkestone and Hythe district seeking a higher quality of play may be attracted to Canterbury Hockey Club, which is one of the largest clubs in the country and its men's and women's first teams both play in the National League.

8.3.4 Unmet demand

Unmet demand takes a number of forms:

- Teams may have access to a pitch for matches but nowhere to train or vice versa.
- Some pitches may be unavailable to the community.
- The poor quality and consequent limited capacity of pitches in the area and/or a lack of provision and ancillary facilities which meet a certain standard of play/league requirement.

Consultation with Folkestone Optimist Hockey Club indicated that there is no evidence of any unmet demand in the district at present, with some spare pitch capacity available to accommodate any extra demand that might arise.

8.3.5 Latent demand

Whereas unmet demand is known to currently exist latent demand is demand that evidence suggests may be generated from the current population should they have access to more or better provision. Consultation with Folkestone Optimist Hockey Club indicated that there is no evidence of any latent demand in the district at present.

8.4 Hockey pitch supply in Folkestone and Hythe

8.4.1 Quantity

Provision of artificial turf pitches for hockey (water-based, sand-filled and sand-based surfaces) in Folkestone and Hythe is below. All pitches are available for community use and used:

<i>Site</i>	<i>Address</i>	<i>Surface</i>	<i>Dimensions</i>	<i>Built</i>
Folkestone Academy	Academy Lane, Folkestone CT19 5FP	Sand-filled	106m x 66m	2009
Three Hills Sports Park	Cheriton Road, Folkestone CT19 5JU	Water-based	100m x 65m	2011
Three Hills Sports Park	Cheriton Road, Folkestone CT19 5JU	Sand-dressed	92m x 61m	2011

8.4.2 Hockey pitch quality

The qualitative analysis of pitches in Folkestone and Hythe district involved visits to all hockey pitches, to undertake the sport-specific non-technical visual inspections produced by England Hockey for Sport England's *Playing Pitch Strategy Guidance* (2013). The assessment generates an overall 'score' for each pitch by evaluating the condition of the playing surface, fencing, floodlighting, disability access and changing provision. The scores for each hockey pitch in Folkestone and Hythe district are as follows:

<i>Site</i>	<i>Pitch</i>	<i>Changing</i>
Folkestone Academy	Standard	Standard
Three Hills Sports Park (water-based)	Good	Good
Three Hills Sports Park (sand-dressed)	Good	Good

8.4.3 Pitch maintenance

The maintenance of pitches suitable for hockey use in the district is organised by the managers of each facility.

8.4.4 Ownership, management and security of access

This is summarised in the table below:

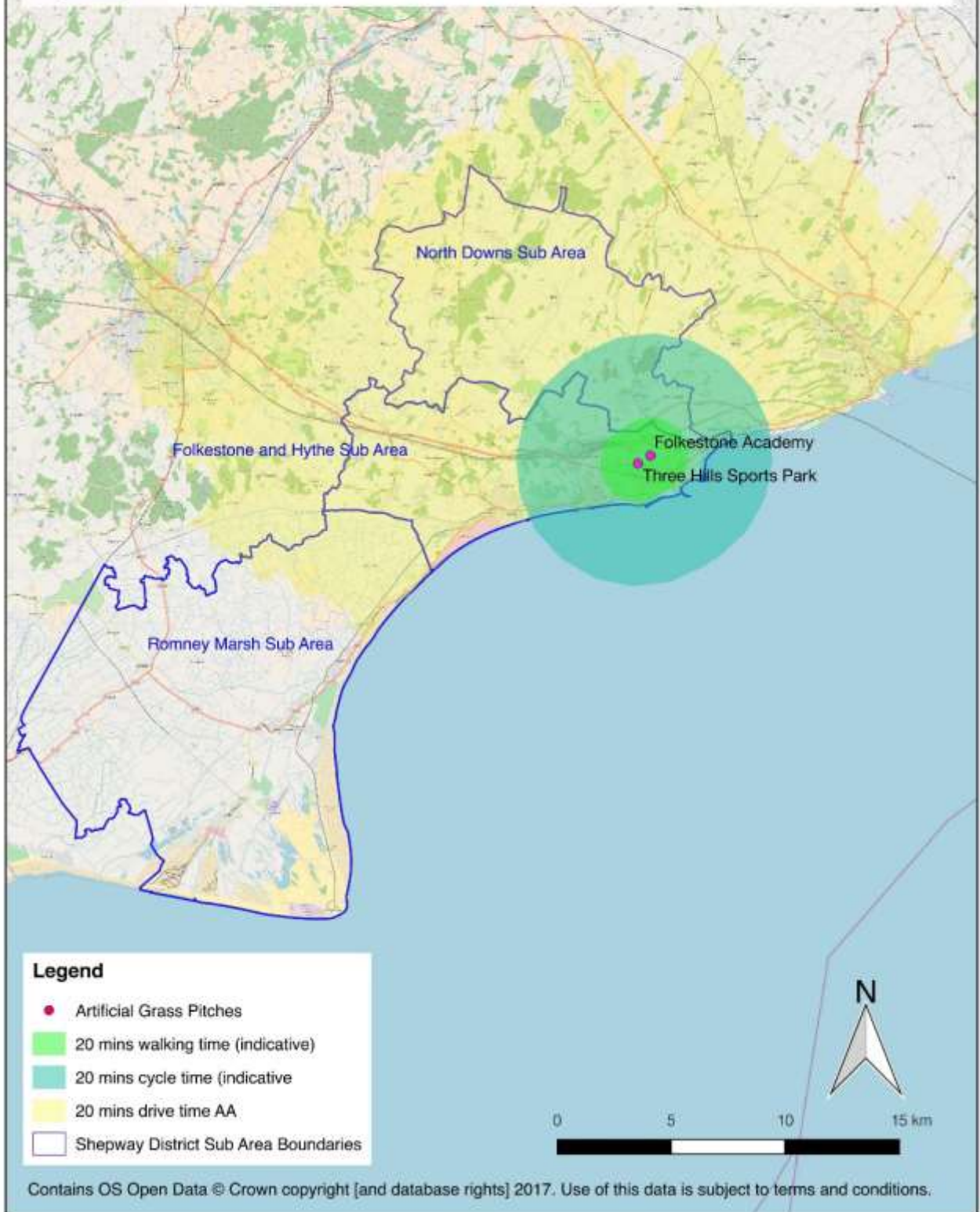
<i>Site</i>	<i>Ownership</i>	<i>Management</i>	<i>Security of access</i>
Folkestone Academy	Folkestone Academy	Folkestone Academy	Unsecured
Three Hills Sports Park	FHDC	Shepway Leisure	Secured

8.4.5 Geographical distribution

The locations of the hockey pitches in Folkestone and Hythe district are shown overleaf. This shows that most of the Romney Marsh sub-area is more than 20-minutes' drive time of both pitches, although Ashford Hockey Club's pitch may be more accessible for some of the residents of this area. This is based on Sport England research, which identifies 20-minutes travel time as the typical maximum for artificial grass pitches:



Shepway Artificial Grass Pitches



8.4.6 The views of stakeholders on pitch supply

England Hockey: Consultation with England Hockey's Relationship Manager for Kent identified the following key issues in relation to Folkestone and Hythe district:

- **The east Kent context:** Hockey provision in neighbouring districts is important, because with good local transport links, hockey players in Folkestone and Hythe district also have the option to play in Ashford or Canterbury:
 - **Ashford HC:** Ashford Hockey Club is based at Ball Lane in Ashford. The pitch currently needs resurfacing, but the club offers a range of teams playing in local and regional leagues.
 - **Canterbury HC:** Canterbury Hockey Club is based at Polo Farm Sports Club where it has a water-based and a sand-dressed pitch. It is one of the largest clubs in the country and its men's and women's first teams both play in the National League.
- **The Folkestone Academy pitch:** Folkestone Optimist HC has concluded an agreement with Folkestone Academy to further develop hockey activity on the Academy's sand-filled pitch. A package of support from the club will include:
 - Running an after-school hockey club on a Mondays and Tuesdays from 1600-1700.
 - Introduction to hockey one-off sessions in curriculum time.
 - CPD for Academy staff as to how teach hockey.
 - Support for school matches and tournaments at an appropriate level.
- **Participation trends:** Since 2012, hockey has seen a 65% increase of U16 players taking up hockey within the club environment. This increase across all age groups is expected to continue especially with the success of Rio Olympics. England Hockey is also hosting the Vitality Hockey Women's World Cup in July 2018 and it is hoped that the event will also create a springboard for the game across all ages, but especially amongst young females.
- **Pitches suitable for hockey:** Unlike some sports, hockey can only be played competitively on sand or water-based artificial grass pitches. Water-based pitches are not common and only found at elite sites.
- **Pitch re-surfacing:** The popularity of artificial grass pitches on school sites is due to the surface being able to be used for a number of sports to be played and taught. However, many schools do not financially plan to replace the pitch surface, or carpet as it is called. A carpet has roughly a 10-year life span dependant on use.
- **The impact of '3G' pitches:** Since the introduction of the Third Generation ('3G') artificial grass pitches catering for football and rugby, some pitch providers have been attracted by the concept of replacing sand-based/filled carpets with a '3G' surface, to generate greater income levels from hire to football clubs/commercial football providers. Because hockey cannot be played on '3G' surfaces, it has had a detrimental effect on the game in some areas causing teams to be displaced to different areas or even to disband completely.

- **Pitch surface conversion:** Any providers proposing to change the type of surface on their artificial grass pitch should take advice from the appropriate sports' governing bodies or refer to Sport England's guidance. Due to the impact on hockey, it is important to ensure that sufficient sand-based pitches are retained for playing and developing hockey within each local authority area. To that end, any proposed change of an artificial grass pitch's surface or carpet should require a planning application and as part of the process, the applicants will need to show that there is sufficient alternative provision available for hockey in the locality if the surface is changed. Advice from Sport England and England Hockey should be sought prior to any planning application being submitted.

Consultation with Folkestone Optimist Hockey Club identified the following issues in relation to Folkestone and Hythe:

- **Three Hills Sports Park:** The excellent facilities at Three Hills Sports Park provide a high-quality base for the club.
- **Folkestone Academy:** The recently agreed package of hockey development support by the club for the Academy will provide an important source of junior members for the club but should also safeguard the retention of a hockey-compliant surface at the pitch.
- **Sinking Funds:** Shepway Leisure is making annual financial provision towards the costs of resurfacing both hockey-compliant pitches at Three Hills Sports Park, but Folkestone Academy is not contributing to a 'sinking fund' for its pitch, although it is committed to funding its resurfacing when required.

8.5 Assessment of current needs

Current pitch usage: To assess whether the current supply of pitches is adequate to meet existing demand an understanding of the situation at all sites available to the community needs to be developed. This is achieved by providing a brief overview for each site, which comprises:

- A comparison between the carrying capacity of a site and how much demand currently takes place there. The carrying capacity of a site is defined as the amount of play it can regularly accommodate without adversely affecting its quality and use. Demand is defined in terms of the number of 'match equivalent' sessions at each site.
- An indication of the extent to which pitches are being used during their peak periods.

The site overviews identify the extent to which pitches are

- **Being overplayed:** Where use exceeds the carrying capacity.
- **Being played to the level the site can sustain:** Where use matches the carrying capacity.
- **Potentially able to accommodate some additional play:** Where use falls below the carrying capacity.

As per England Hockey guidance, pitch capacity is expressed as weekly peak time hours of availability, demand as actual hours of use and the resultant balance is expressed as hours of availability at peak times. The actual used capacity of artificial turf pitches is based upon their hours of use in the peak period supplied by the pitch operators.

<i>Site</i>	<i>Users</i>	<i>Peak capacity</i>	<i>Peak demand</i>	<i>Peak balance</i>
Three Hills Sports Park (water-based)	Folkestone Optimist HC	25.0	21.5	+3.5
Three Hills Sports Park (sand-dressed)	Folkestone Optimist HC	25.0	5.5	+7.5
	Football users		12.0	
Folkestone Academy	Folkestone Optimist HC	25.0	2.0	+10.0
	Football users		13.0	

The assessment shows that there is limited spare peak-time capacity at the pitches at Three Hills Sports Park and 40% spare peak-time capacity at Folkestone Academy.

Facilities Planning Model: Sport England’s Facilities Planning Model (FPM) comprises a spatial assessment of artificial grass pitch provision based on the nature of demand within an area and the available supply, taking into account issues such as capacity (hours of availability in the peak period) and accessibility. The key findings for artificial grass pitches in Folkestone and Hythe district (including those with sand-filled/dressed surfaces) for the National Facilities Audit ‘run’ of the FPM in 2017 were as follows:

- The FPM calculates that demand for artificial grass pitches in Folkestone and Hythe district is equivalent to 2.9 pitches, with football demand comprising 2.3 pitches and hockey demand 0.6 pitches. There is therefore a calculated notional spare capacity of 0.8 pitches in the peak period.
- 86.6% of demand for artificial grass pitches in Folkestone and Hythe district is retained within the district, with only 13.4% exported to neighbouring areas. However, 30.3% of overall demand is imported from neighbouring areas, meaning that Folkestone and Hythe is a net exporter of demand for artificial grass pitches.
- Unmet demand is assessed as only 10% of total demand, which is equivalent to only 0.3 pitches, all of which is attributable to residents living outside the catchment of an artificial grass pitch. The geographical focus of unmet demand is concentrated in the south of the district.
- Collective used capacity is high at 89%.

Analysis: The assessed needs for hockey-compliant artificial turf pitches can be summarised as follows:

- The actual data on used peak-time pitch capacity is consistent with the estimated figures used by the Facilities Planning Model and confirms that there is collective peak-time spare capacity equivalent to 0.84 pitches.
- The FPM acknowledges the geographical concentration of unmet demand in the south of the district.

Assessment: Taking account of the data arising from each of the above evaluations, the following assessed current needs for hockey-compliant artificial turf pitches have been identified:

- There is significant football use of non-‘3G’ surfaced artificial grass pitches at present, but sand-filled/dressed surfaces are not ideal for football and hockey use is compromised. Their current use is a reflection of the unmet demand for ‘3G’ surfaces and for this reason in the medium term additional ‘3G’ pitch provision should be made to meet football needs.
- Even with football use of hockey-compliant pitches, there is current peak-time spare capacity equivalent to 0.84 pitches.

8.6 Assessment of future needs

8.6.1 Population growth

FHDC’s *‘Strategic Housing Market Assessment’* (2016) generated a projected population of 126,505 for Folkestone and Hythe district by 2037, based on a combination of demographic change and net migration. This will represent an increase of 18,536 people, or 17.2% over the 2011 census figure.

8.6.2 Potential changes in demand

Notwithstanding the data from the *‘Active People’* survey, which shows a fall in adult participation in the game since 2005, England Hockey’s national membership figures show an increase of 13% in the past four years and local club membership has increased in the same period. However, in the absence of any unmet or latent demand in Folkestone and Hythe district, it seems reasonable to project future needs based upon current demand levels.

8.6.3 Site-specific pressures

The pitch surface at Folkestone Academy is almost 10 years old, which is the normal life expectancy of a pitch carpet. It is likely to need to be refurbished in the near future to ensure their continued availability.

8.6.4 Potential changes in supply

There are no known proposals to change local hockey pitch supply.

8.6.5 Existing spare capacity

Existing collective spare capacity in the district in the peak period amounts to 21 hours, which equates to 0.84 of a pitch.

8.6.6 Future hockey pitch needs

Future hockey pitch needs are modelled below using ‘Team Generation Rates’ (TGRs), which identify how many people in a specified age group in the district are required to generate one team. These are then applied to projected changes in population to identify the likely number of teams in the future.

- Mixed teams have been apportioned between male and female teams.

- The extra pitch calculation is based upon each team requiring an average of 2.5 hours of peak time pitch use per week (1.5 hour match and 1 hour for training), based on a peak period of 25 hours per week.

<i>Team type</i>	<i>Age range</i>	<i>Current population</i>	<i>Current teams</i>	<i>TGR</i>	<i>Population 2037</i>	<i>Teams 2037</i>	<i>Extra teams</i>	<i>Extra pitches</i>
Adult male hockey	18-45	18,003	7	1: 2,572	21,100	8	1	0.1
Adult female hockey	18-45	17,519	4	1: 4,380	20,532	5	1	0.1
Boys junior hockey	8-17	6,261	2	1: 3,131	7,338	2	0	0
Girls junior hockey	8-17	6,038	4	1: 1,510	7,077	5	1	0.1

Projected future demand by 2037 amounts to the equivalent of 0.3 artificial grass pitches.

8.7 Key findings and issues

8.7.1 What are the main characteristics of current supply and demand?

- **Spare capacity:** There is limited peak-time spare capacity at the three hockey-compliant artificial grass pitches in Folkestone and Hythe district, which when aggregated for the district as a whole equates 0.84 of a pitch.
- **Neighbouring areas:** There is significant movement of hockey players across district boundaries in east Kent, because of the different competitive profiles of the Folkestone, Ashford and Canterbury clubs, although the effect of this is broadly neutral.

8.7.2 Is there enough accessible and secured community use to meet current demand?

The pitch at Folkestone Academy does not have secured community use, but if community use was discontinued, there would be sufficient spare capacity to accommodate hockey usage at the Three Hills Sports Park pitches.

8.7.3 Is the accessible provision of suitable quality and appropriately maintained?

The pitches and ancillary facilities at Three Hills Sports Park are all high quality. The pitch at Folkestone Academy is showing sign of wear and is likely to need resurfacing in the next year or so.

8.7.4 What are the main characteristics of future supply and demand?

- **Population growth:** The district's population is projected to increase by 18,536 to around 126,505 people by 2037. This will represent an increase of 17.2% over the 2011 census figure.
- **Changes in demand:** The projected increase in population will generate three additional teams by 2037.

- **Changes in supply:** It has been assumed that the Folkestone Academy pitch will be re-surfaced with a hockey-compliant carpet and that much of the current football use of hockey-compliant pitches will transfer to new '3G' football turf pitches.
- **Existing spare capacity:** Current collective peak time spare capacity is equivalent to 0.82 pitches.
- **Future needs:** Additional future needs equate to demand equivalent to 0.3 artificial grass pitches for hockey.

8.7.5 Is there enough accessible and secured provision to meet future demand?

The position is as follows:

- Existing collective peak time spare capacity in the district amounts to the equivalent of 0.84 pitches.
- Future demand from Folkestone and Hythe district will be equivalent to another 0.3 hockey pitches by 2037, all of which can be accommodated by identified spare capacity.
- However, if community use of the unsecured Folkestone Academy pitch was lost, collective peak-time spare capacity would reduce to the equivalent of 0.44 pitches. Additional future demand for 0.3 pitches could therefore still be accommodated by existing provision.

8.8 Scenario Testing

8.8.1 Introduction

Based upon the key findings and issues identified above, a number of scenarios have been examined, to identify the optimum approach to addressing needs.

8.8.2 Scenario 1: The impact of loss of the Folkestone Academy pitch

- **Rationale:** The Folkestone Academy pitch does not have secured community access and therefore external usage could be withdrawn. Furthermore, the pitch surface needs replacing and it is therefore advisable to examine the impact the loss of the pitch would have on available capacity, in case it is not replaced.
- **Advantages:** There is sufficient spare capacity at the Three Hills Sports Park pitches to accommodate all current and future hockey demand in the district, particularly if additional '3G' pitch provision is made to accommodate current football use of the hockey-compliant pitches.
- **Disadvantages:** The recently agreed package of hockey development support by the Folkestone Optimist HC for Folkestone Academy will provide an important source of junior members for the club and these benefits would be lost if the pitch was unavailable for use.

- **Conclusions:** Efforts should be made to secure community access to the pitch at the Folkestone Academy and to ensure that the pitch is resurfaced with a hockey-compliant carpet when required.

8.9 Policy recommendations

8.9.1 Introduction

The recommendations in relation to hockey are made in the context of the National Planning Policy Framework (NPPF) paragraph 74, which stipulates that existing open space including playing pitches, should not be built upon unless:

- An assessment has taken place which has clearly shown the open space to be surplus to requirements, or;
- The loss resulting from the proposed development would be replaced by equivalent or better provision in terms of quantity and quality, in a suitable location, or;
- The development is for alternative sport and recreation provision, the needs for which clearly outweighs the loss.

The following recommendations are arranged under the main headings of ‘protect’ and ‘enhance’.

8.9.2 Protect

Recommendation 1 - Safeguarding existing provision: The Folkestone and Hythe PPS comprises a robust and evidence-based assessment of current and future needs for hockey in the district. It identifies a need to maintain local hockey pitch capacity and all current community-used pitches should therefore be retained. If proposals to move hockey pitches, or to convert them into ‘3G’ football turf pitches (or similar surfaces that are unsuitable for hockey use) come forward, this should be subject to planning consent and will only be permissible if:

- The applicant can demonstrate to the satisfaction of England Hockey that there is sufficient capacity at alternative pitches in the borough to meet all current and future needs, or
- The pitch is replaced and meets policy exception E4 of Sport England’s Playing Fields Policy. This states that ‘the playing field or playing fields which would be lost as a result of the proposed development must be replaced by a playing field or playing fields of an equivalent or better quality and of equivalent or greater quantity, in a suitable location and subject to equivalent or better management arrangements, prior to the commencement of development’.

Recommendation 2 - Security of tenure: The Folkestone Academy pitch does not have security of tenure. Whilst there are no known threats of eviction, the loss of access to the pitch would create problems. It is therefore recommended that efforts be made to secure a formal Community Use Agreement, to ensure that all current capacity can be assured.

8.9.3 Enhance

Recommendation 3 - Resurfacing existing pitches: The Folkestone Academy pitch will need resurfacing in the near future. Whilst the Academy has made financial provision for this, it should be encouraged to continue to ensure that the quality of pitch surfaces is maintained in the longer-term.

Recommendation 4 - Developer contributions: All the additional demand for hockey arising from the proposed housing development in Folkestone and Hythe district to 2037, should be accommodated at existing pitches. It is therefore recommended that the action plan in the Folkestone and Hythe PPS be used as the basis for determining facility enhancements that demonstrably relate to the scale and location of specific developments and that an appropriate level of financial contributions be sought under Section 106 or CIL arrangements, to cover the capital and revenue implications of the enhancements. The relevant costs have been calculated using Sport England’s *Playing Pitch New Development Calculator* in the appendix to this PPS. To facilitate this, specific larger playing pitch projects should be listed as ‘relevant infrastructure’, under CIL Regulation 123. Funding for smaller projects should be collected via Section 106 contributions.

8.10 Action Plan

8.10.1 Introduction

In the context of the high-level recommendations above, the tables below set out the hockey action plan to guide the implementation of the strategy. The abbreviations stand for FHDC – Folkestone and Hythe District Council, FOHC - Folkestone Optimist HC and EH - England Hockey. The capital cost estimates are based upon Sport England’s *Facility Costs - Second Quarter of 2017* (2017).

8.10.2 Key strategic actions

<i>Issues</i>	<i>Action</i>	<i>Lead</i>	<i>Partners</i>	<i>Resources</i>	<i>Priority</i>
Securing developer contributions	Ensure that policy provision is made to secure developer contributions towards improved hockey facilities.	FHDC	FOHC Developers	Determined by Sport England’s New Development Calculator	High

8.10.3 Site specific actions

<i>Site</i>	<i>Issues</i>	<i>Action</i>	<i>Lead</i>	<i>Partners</i>	<i>Resources</i>	<i>Priority</i>
Three Hills Sports Park	No current issues	No action required	-	-	-	-
Folkestone Academy	<ul style="list-style-type: none"> • No security of tenure • Pitch needs resurfacing 	<ul style="list-style-type: none"> • Investigate security of tenure • Resurface pitch 	Folkestone Academy	FHDC	£100,000 for facility improvements	Medium

9 APPLYING AND REVIEWING THE STRATEGY

9.1 Introduction

This section identifies the applications of the Folkestone and Hythe PPS and the mechanisms for reviewing it to ensure that it remains robust and up-to-date.

9.2 Strategy applications

The success of the PPS will be determined by how it is used. While the use of the PPS should be led by Folkestone and Hythe District Council, its application and delivery should be the responsibility of the project steering group involving other key local stakeholders including Sport England and the governing bodies of the pitch sports. The PPS has a number of applications:

9.2.1 Sports development planning

The PPS can be applied to help:

- Highlight, justify and make the case for sports development activities with particular sports, groups and clubs and in particular areas.
- Identify current and future trends and changes in the demand for individual sports and how they are played.
- Inform the work, strategies and plans of sporting organisations active in the area.
- Advocate the need to work with specific educational establishments to secure community use of their site(s).
- Develop and/or enhance school club links by making the best use of school sites where they have spare capacity and are well located to meet demand.

9.2.2 Planning policy

The PPS can be applied to help:

- Develop new, and review the effectiveness of existing, local planning policy (e.g. Local and Neighbourhood Plans) in line with paragraph 73 of the National Planning Policy Framework (NPPF).
- The implementation of local planning policy to meet the needs of the community in line with paragraph 74 of the NPPF.

9.2.3 Planning applications

The PPS can be applied to help:

- Inform the development of planning applications which affect existing and/or proposed new sports facilities provision.

- Inform pre-application discussions to ensure any subsequent planning applications maximise their benefit to sport and are developed in line with national (e.g. NPPF paragraph 74) and local planning policy.
- Sports clubs and other organisations provide the strategic need for development proposals thereby potentially adding support to their application(s) and saving them resources in developing such evidence.
- Folkestone and Hythe District Council to assess planning applications affecting existing and/or proposed new playing pitch provision in line with national (e.g. NPPF paragraph 74) and local planning policy.
- Sport England and other parties respond to relevant planning application consultations.

The PPS can also be applied to help Folkestone and Hythe District Council to meet other relevant requirements of the NPPF including:

- Taking account of and supporting local strategies to improve health, social and cultural wellbeing for all, and deliver sufficient community and cultural facilities and services to meet local needs (NPPF paragraph 17 - Core Planning Principles).
- Delivering the social, recreational, cultural facilities and services the community needs (NPPF paragraph 70).
- Planning positively for the development and infrastructure required in the area to meet the objectives, principles and policies of the framework (NPPF paragraph 157).
- Working with public health leads and health organisations to understand and take account of the health status and needs of the local population, including expected future changes, and any information about relevant barriers to improving health and well-being (NPPF paragraph 171).

9.2.4 Community Infrastructure Levy (CIL)

The PPS can be applied to help:

- Advocate the need for playing pitch provision to be taken into account when the local authority is developing and/or reviewing an approach to the CIL (Charging Schedule and Infrastructure Delivery Plan) and the wider benefits of doing so (e.g. improving health and wellbeing).
- Provide prioritised infrastructure requirements for sports facilities provision including deliverable sport, area and site-specific projects with costings (where known).

9.2.5 Funding bids

The PPS can be applied to help:

- Provide the evidence base and strategic need to support funding bids by a range of parties to a variety of potential funding sources.
- Inform potential bidders of the likely strategic need for their project.

9.2.6 Facility and asset management

The PPS can be applied to help:

- Ensure a strategic approach is taken to the provision and management of playing pitches.
- Inform the current management, strategies and plans of playing pitch providers e.g. local authorities (within the study area and neighbouring areas), leisure trusts and educational establishments.
- Share knowledge of how sites are managed and maintained, the lessons learnt and good practice.
- Highlight the potential of asset transfers and ensure any proposed are beneficial to all parties.
- Provide additional protection for particular sites over and above planning policy, for example through deeds of dedication.
- Resolve issues around security of tenure.

9.2.7 Public health

The PPS can be applied to help:

- Understand how the community currently participates in sport, the need for playing pitches and how this may evolve.
- Raise awareness of and tackle any barriers to people maintaining and increasing their participation.
- Highlight and address any inequalities of access to provision within the study area.
- Provide evidence to help support wider health and well-being initiatives.

9.2.8 Co-ordinating resources and investment

The PPS can be applied to help:

- Raise awareness of the current resources and investment (revenue and capital) going into the management, maintenance and improvement of playing pitch provision.
- Co-ordinate the current and any future resources and investment to ensure the maximum benefit to sport and that value for money is secured.

- Ensure the current and any future resources and investment are complimentary and do not result in their inefficient use.

9.2.9 Capital programmes

The PPS can be applied to help:

- Provide the evidence base to justify the protection and investment in playing pitch provision.
- Influence the development and implementation of relevant capital programmes (e.g. school refurbishment and new build programmes).

9.3 **Monitoring delivery**

A process should be put in place to ensure regular monitoring of how the recommendations and action plan are being delivered. This monitoring should be led by Folkestone and Hythe District Council and supported by all members of, and reported back to, the steering group. Understanding and learning lessons from how the PPS has been applied should also form a key component of monitoring its delivery.

Under the PPS action plans, the leads for these actions are not always part of the steering group. Members of the steering group should therefore be nominated to provide support to the lead bodies for each of these actions, otherwise it will be difficult to move these forward/check on progress during the stage E reviews.

9.4 **Keeping the strategy robust and up-to-date**

Along with ensuring that the PPS is used and applied, a process should be put in place to keep it robust and up to date. This will expand the life of the PPS, providing people with the confidence to continue to both use it and attach significant value and weight to its key findings and issues, along with its recommendations and actions.

Sport England advocates that the PPS should be reviewed on at least an annual basis from the date it is formally signed off by the steering group. This will help to maintain the momentum and commitment built up when developing the PPS. Taking into account the time to develop the PPS this should also help to ensure that the original supply and demand information is no more than two years old without being reviewed.

The annual review should highlight:

- How the delivery of the recommendations and action plan has progressed and any changes required to the priority afforded to each action (e.g. the priority of some may increase following the delivery of others).
- How the PPS has been applied and the lessons learnt.

- Any changes to particularly important facilities and/or sites in the area (e.g. the most used or high-quality sites for a particular sport) and other supply and demand information, what this may mean for the overall assessment work and the key findings and issues.
- Any development of a specific sport or particular format of a sport.
- Any new or emerging issues and opportunities.

9.5 Strategy implementation

To support the delivery of the actions in all the pitch sport-specific chapters, Folkestone and Hythe District Council in consultation with stakeholders will prepare a short-term action plan identifying priorities and actions for year one of the strategy delivery. The action plans in the PPS provide a long list of prioritised actions, but many will not be applicable, appropriate or manageable to deliver initially. This is the first stage of delivering the PPS and essential that this is undertaken as this initiates the delivery and provides momentum following completion of the work.

APPENDIX: PLAYING PITCH NEW DEVELOPMENT CALCULATOR

Playing Pitch New Development Calculator

Version: January 2018

Note: For the calculator to work it requires data from the local authority's playing pitch strategy assessment work to be entered - see 'PPS Data' sheet.

PART ONE: Local Authority and population details

1. Select the local authority from the list.

Folkestone and Hythe

2. Enter the total population of the local authority.

107,969

3. Enter the new population to estimate the demand for.

126,505

PART TWO: Estimated demand in match equivalent sessions during the weekly peak period (across a season for Cricket)

Adult football =	15.24
Youth* =	15.83
Mini Soccer* =	16.93
Rugby Union =	6.59
Rugby League =	0.00
Hockey =	10.30
Cricket =	496.54

PART THREE: The most appropriate way to meet the estimated demand

Total =	68.72	pitches at a capital cost of	£10,077,656	and a total life cycle cost (per annum) of	£1,430,923
Adult Football =	15.24	pitches at a capital cost of	£1,515,671	and a total life cycle cost (per annum) of	£273,339
Youth Football =	15.83	pitches at a capital cost of	£1,296,838	and a total life cycle cost (per annum) of	£232,766
Mini Soccer =	16.93	pitches at a capital cost of	£396,139	and a total life cycle cost (per annum) of	£71,102
Rugby Union =	6.59	pitches at a capital cost of	£886,998	and a total life cycle cost (per annum) of	£162,237
Rugby League =	0.00	pitches at a capital cost of	£0	and a total life cycle cost (per annum) of	£0
Hockey =	2.58	pitches at a capital cost of	£2,335,295	and a total life cycle cost (per annum) of	£61,875
Cricket =	11.54	pitches at a capital cost of	£3,646,715	and a total life cycle cost (per annum) of	£629,604

*. Figures shown in Parts 2 and 4 on this sheet for both youth football and mini soccer categories combine the results for the relevant age groups (Youth 10-11 and 12-15yrs, Mini Soccer 6-7 and 8-9 yrs). Figures for the individual age groups are available in the Workings Sheet (Column O for Part 2 and Columns Q to Y for Part 4). The pitch costs used are the same for all age groups within the same category (see Workings Sheet, Column T).

[Source of costs: Capital Cost - Sport England Facilities Costs Second Quarter 2017](#)

[Lifecycle Costs - Based on a % of the total project cost per annum as set out in Sport England's Life Cycle Costs Natural Turf Pitches and Artificial Surfaces documents \(April 2012\)](#)

Playing Pitch New Development Calculator - PPS Data Required

Version: January 2018

To provide an estimate of demand the calculator requires the following information from the local authority's playing pitch strategy assessment work:

1. The current population in each pitch sport age group
2. The Team Generation Rate (TGR) for each pitch sport age group

The above information should be available from the assessment work and should be copied across/entered into the sections below. As a default, the calculator assumes that:

- a. All of the estimated demand generated from the new population will take place at the peak time in the week for the respective sports and age groups within the authority area, and
- b. The level of demand is in line with the current level of demand in the area (i.e. it uses current TGRs for the area with no change in the level of demand for any sports).

The two assumptions can be overridden by amending the ('Percentage of match play in the peak period' and 'Projected change in demand') details below against any of the individual pitch sport age groups, in line with information from the authority's playing pitch strategy assessment work*.

Sport and Age Groups	Required Information		Optional Information	
	1. Current population in each pitch sport age group in	2. Current team generation rates for	a. Percentage of match play in the peak period (N/a for Cricket**)	b. Projected change in demand
	Folkestone and Hythe	Folkestone and Hythe		
Football Adult Men 11v11 (16-45yrs)	19,251	740	100%	0%
Football Adult Women 11v11 (16-45yrs)	18,693	0	100%	0%
Football Youth Boys 11v11 (12-15yrs)	3,440	98	15%	0%
Football Youth Girls 11v11 (12-15yrs)	3,215	3,215	100%	0%
Football Youth Boys 9v9 (10-11yrs)	1,297	68	90%	0%
Football Youth Girls 9v9 (10-11yrs)	1,235	309	90%	0%
Football Mini Soccer Mixed 7v7 (8-9yrs)	2,242	98	74%	0%
Football Mini Soccer Mixed 5v5 (6-7yrs)	2,218	139	75%	0%

Cricket Open Age Mens (18-55yrs)	26,709	835	N/a	0%
Cricket Open Age Womens (18-55yrs)	26,217	0	N/a	0%
Cricket Junior Boys (7-18yrs)	3,936	303	N/a	0%
Cricket Junior Girls (7-18yrs)	3,719	0	N/a	0%
Rugby Union Senior Men (19-45yrs)	17,316	5,772	100%	0%
Rugby Union Senior Women (19-45yrs)	16,888	0	100%	0%
Rugby Union Youth Boys (13-18yrs)	4,046	674	100%	0%
Rugby Union Youth Girls (13-18yrs)	3,758	3,758	100%	0%
Rugby Union Mini/Midi Mixed (7-12yrs)	7,144	1,429	100%	0%
Rugby League Adult Men (19-45yrs)	0	0	100%	0%
Rugby League Adult Women (19-45yrs)	0	0	100%	0%
Rugby League Youth & Junior Boys (12-18yrs)	0	0	100%	0%
Rugby League Junior Girls (12-18yrs)	0	0	100%	0%
Rugby League Primary Mixed (7-11yrs)	0	0	100%	0%
Hockey Senior Men (16-55yrs)	18,003	2,373	100%	0%
Hockey Senior Women (16-55yrs)	17,519	4,380	100%	0%
Hockey Junior Boys (11-15yrs)	6,261	3,131	100%	0%
Hockey Junior Girls (11-15yrs)	6,038	1,510	100%	0%

*. The **peak time demand figures** can be amended from the default 100% if the current percentage of play in the peak period for the relevant pitch type is known. Before making any such amendment the playing pitch strategy assessment work should be looked at carefully as it may indicate that a change is not appropriate due to the nature of the peak period varying from season to season, and/or being a result of the lack of available pitches when people would wish to play. It may therefore be deemed appropriate to maintain the 100% figure to ensure that demand from new development can be met during any peak period.

The **projected change in demand figures** are set at 0%. However, there may be robust evidence from the assessment work that demand in the area within a particular sport and age group has been growing and is set to continue. In such a case it would be appropriate to amend the figure accordingly to ensure this projected change in demand is incorporated into the calculator so the figures it produces reflect the projected position once the development is occupied.

If there are currently no teams in the area for a particular age group for a sport then the TGR will equal 0. In this case, even if there is evidence from the assessment work that projected changes in demand will increase the number of teams over the timescale of the new development the calculator is being used for, adjusting the relevant figure in column H will not reflect this (i.e. a 25% increase in 0 teams = 0 teams). To overcome this it is suggested that rather than amend Column H, a 'projected' TGR is added to Column E which reflects the projected change in demand i.e. if the assessment work suggests an area may go from 0 Rugby League Adult Womens teams to 2 then the current population in that age group in Column D e.g. 101,166 can be divided by 2 so a 'projected' TGR of 50,583 can be entered into Column E. A note should be made within the calculator to show that the change in demand has been addressed in this way.

** . N/a for Cricket as demand is assessed across the season as opposed to the across the week.